




# LEPRECHAUN

# GAMES & STEM ACTIVITIES



**BUILDING, SORTING,  
SHAPES, POSITIONAL MATH**



# Leprechaun Games & Activities

Explore these hands-on games designed to build early math, spatial language, and problem-solving skills through playful seasonal learning. Children practice sorting, shape building, and using positional words as they complete a scavenger hunt, design traps, and explore color and treasure-themed games.

## Learning Objectives:

**Learning & Problem Solving:** Students explore cause & effect.

**Sorting and Classification:** Students sort objects by color.

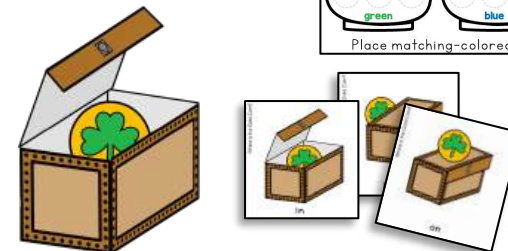

**Fine Motor Skills:** Students handle and place manipulatives.

## Preparation:

- **Print** the pages on standard paper or cardstock.
- **Laminate** for durability.
- **Cut** apart the pieces as instructed.


## How to Use:

1. **Scavenger Hunt** - Hide the ½ pages around the room visible to the students. Students pair up with a friend and check off each item as it is found. Black and white copies are also provided.
2. **Leprechaun Trap** - Invite students to design and build a trap to catch a sneaky leprechaun using boxes, tape, blocks, sticks, and other classroom materials. Encourage them to add something shiny to attract the leprechaun!
3. **Popsicle Stick Shapes** - Students build the shapes, then find the coordinating leprechaun card.
4. **Light Table Activities** - Use translucent bingo chips to help the leprechauns get to the gold!
5. **Treasure Chest Game** - Students draw a card and place the coin in position to the chest as seen on the card. Black and white copies provided for a class activity as well.



# St. Patrick's Day Scavenger Hunt

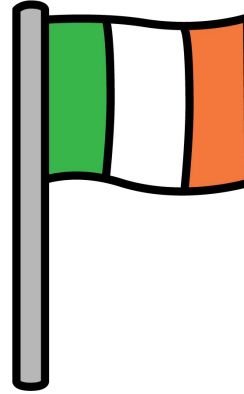
Mark off the items as they are found.



horseshoe



four-leaf clover



flag of Ireland




hat



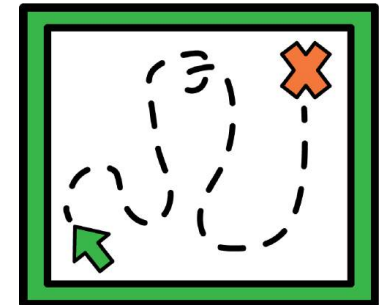
pot of gold



rainbow

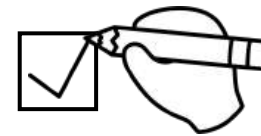


coins



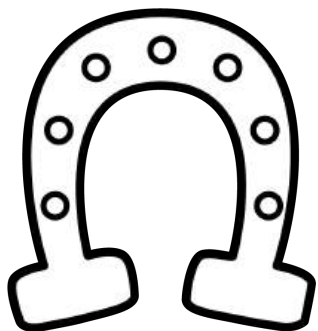
treasure map

Name \_\_\_\_\_



Mark off the items as they are found.

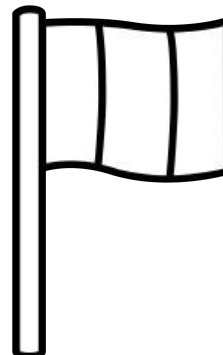
# St. Patrick's Day Scavenger Hunt




horseshoe



four-leaf clover



flag of Ireland



hat



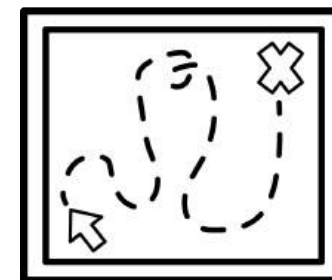
pot of gold




rainbow



coins




treasure map




**horseshoe**



**four leaf clover**



**flag of Ireland**



**hat**



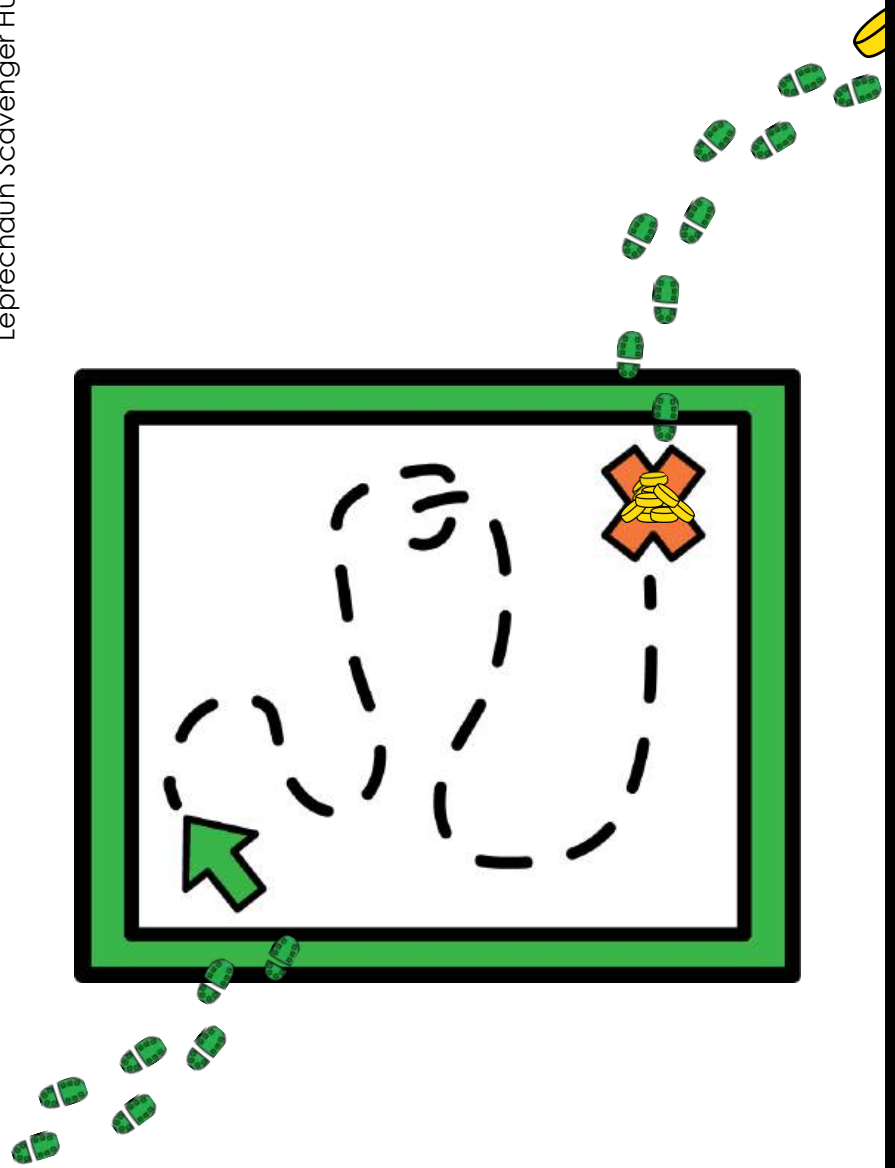
pot of gold



rainbow




**coins**



**treasure map**

# How to Make a Leprechaun Trap.



1



Collect supplies to make the trap.

2




Decorate a box to attract the Leprechaun.

# 3



Prop the box up on 2 sticks or a block. Place something shiny underneath.

# 4



Check back later to see if you caught a leprechaun.


# Building Challenge

Can you build a leprechaun trap?



# Leprechaun Trap Mat

Build a trap using popsicle sticks and play dough.



# I can make shapes!



Build the shapes, then find the  
matching shape card!



square



diamond




triangle




pentagon




parallelogram



rectangle




trapezoid




arrow

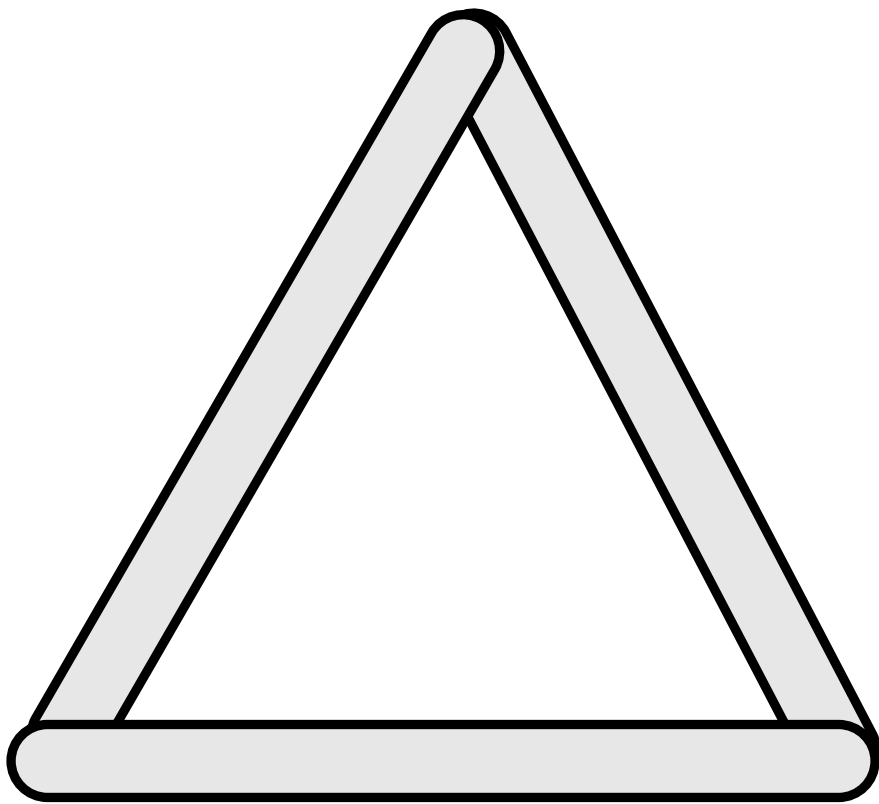
# I can make a square.



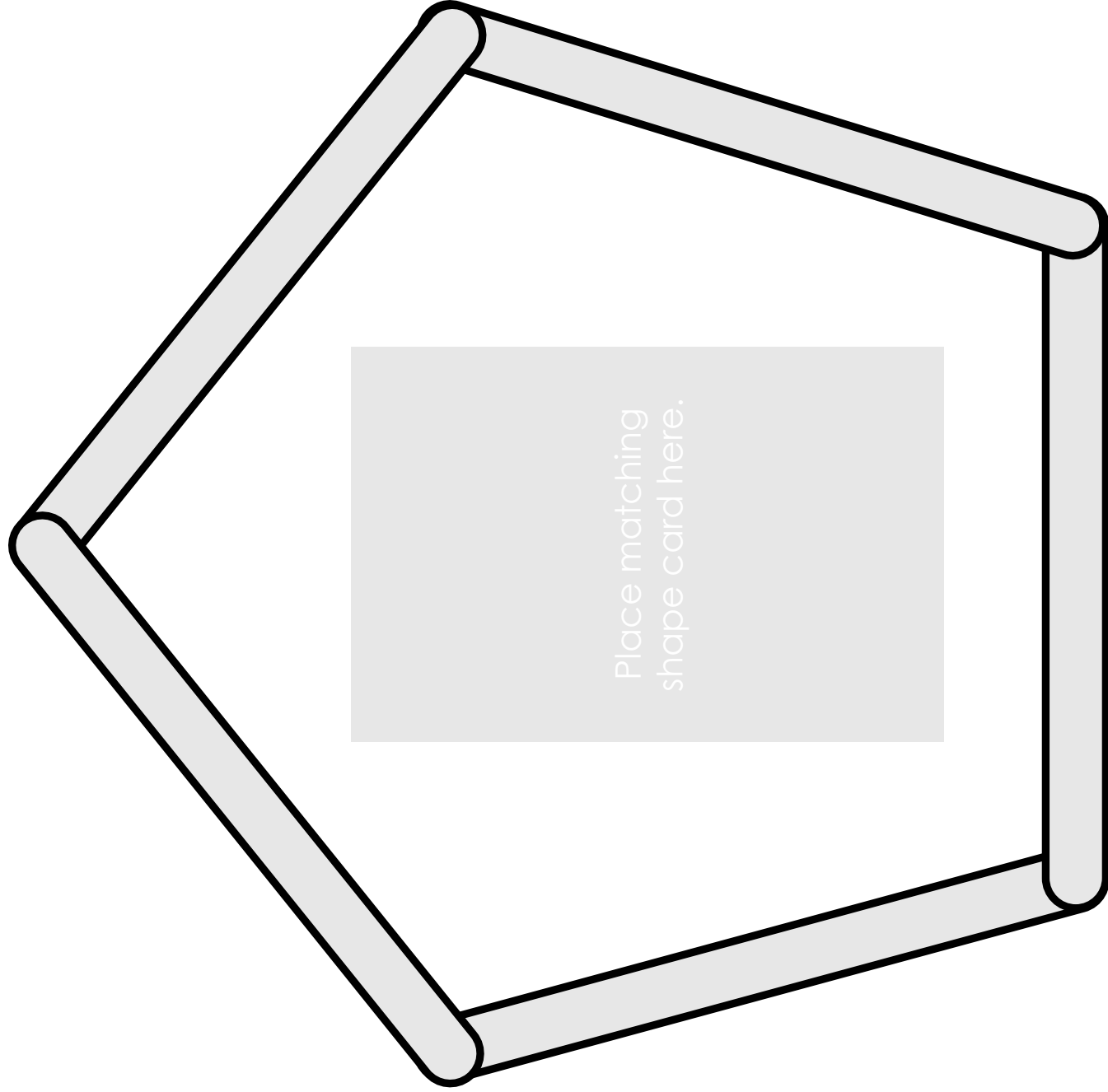
# I can make a **rectangle**.



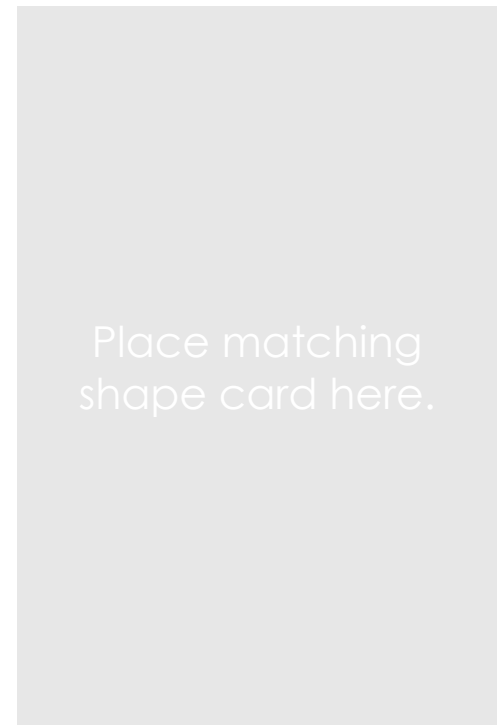
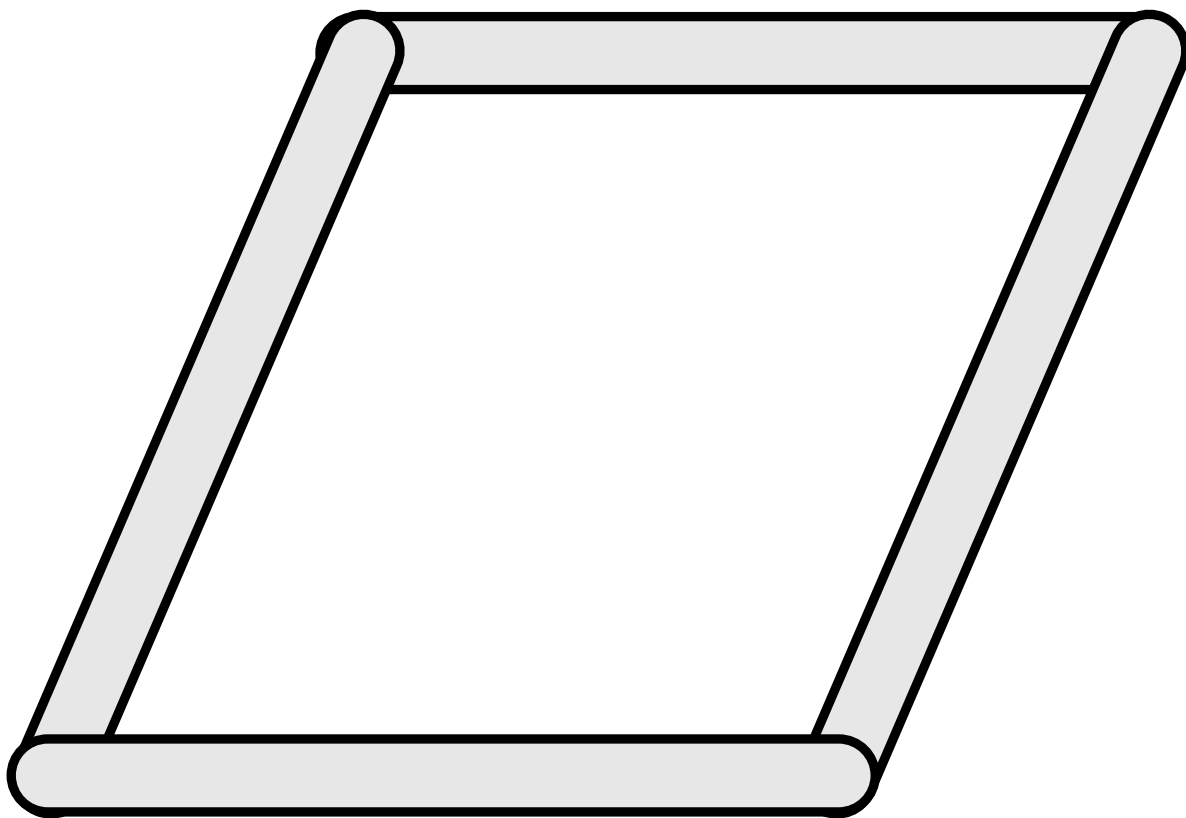
# I can make a **triangle**.

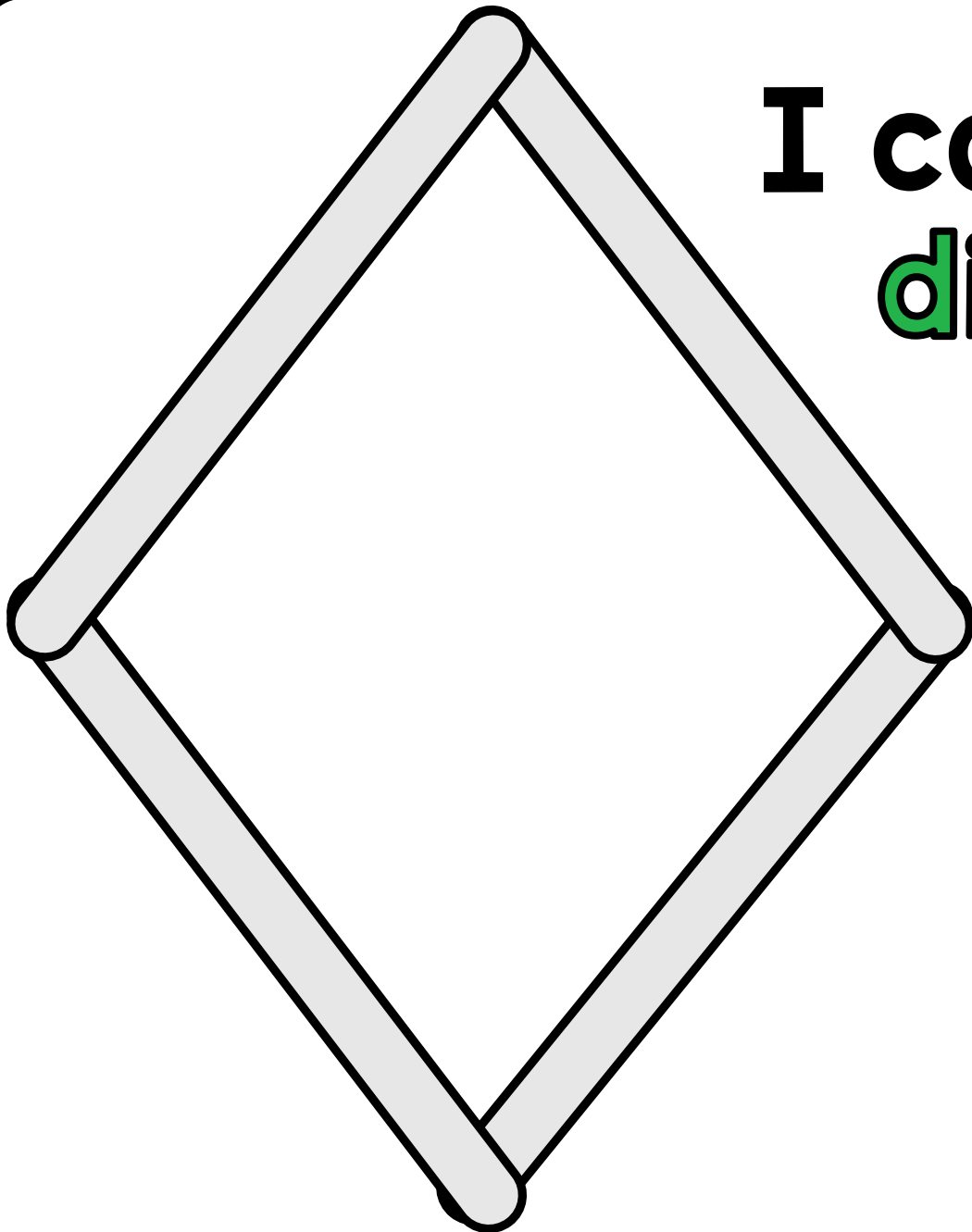


**I can make**  
**a pentagon.**

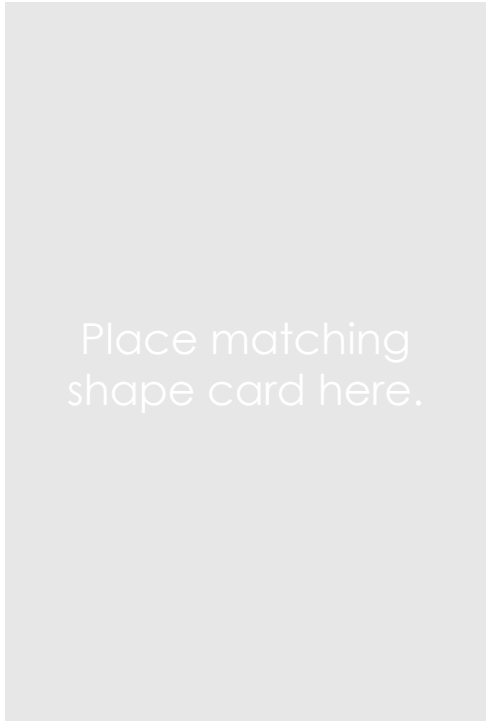


**I can make a  
parallelogram.**



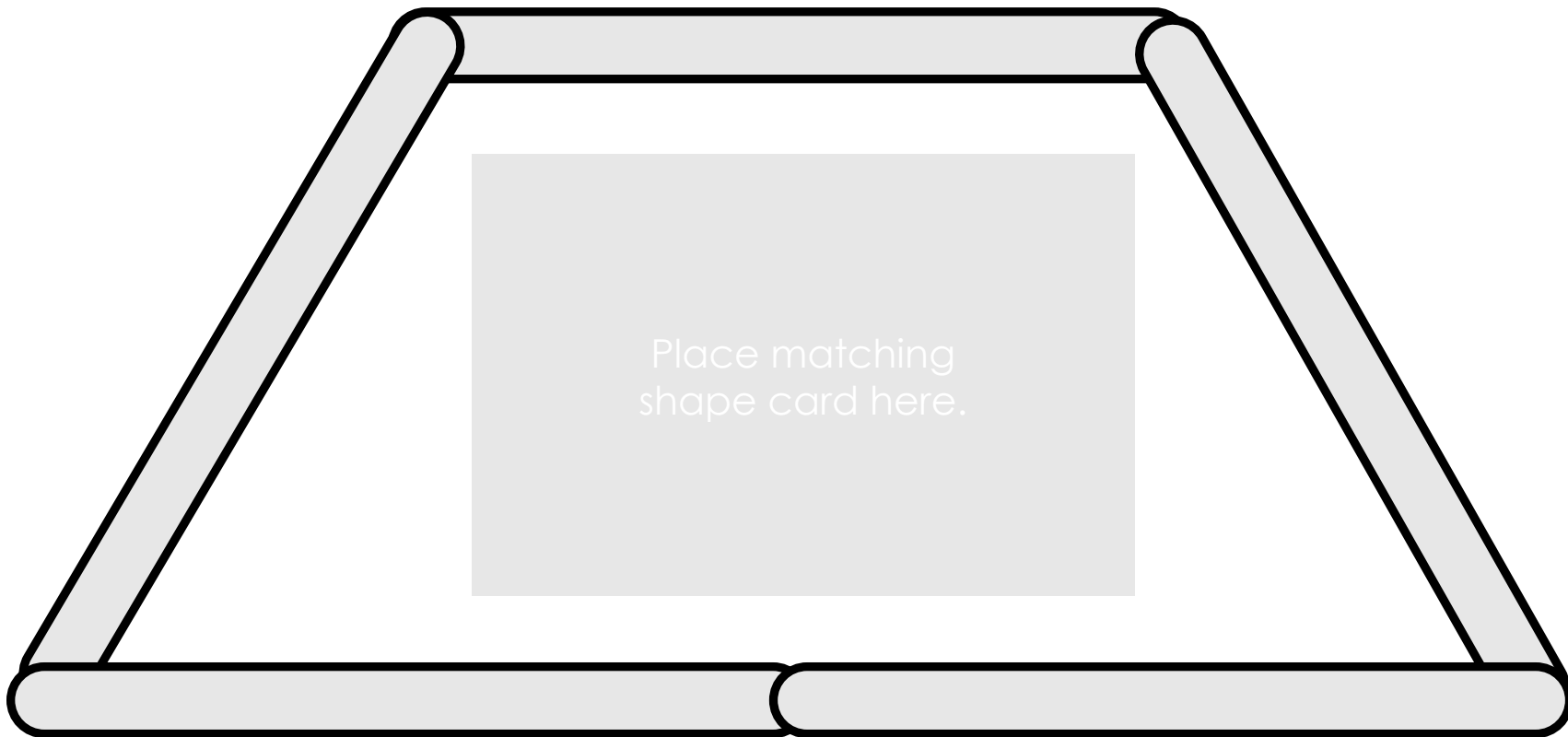


**I can make a  
diamond.**

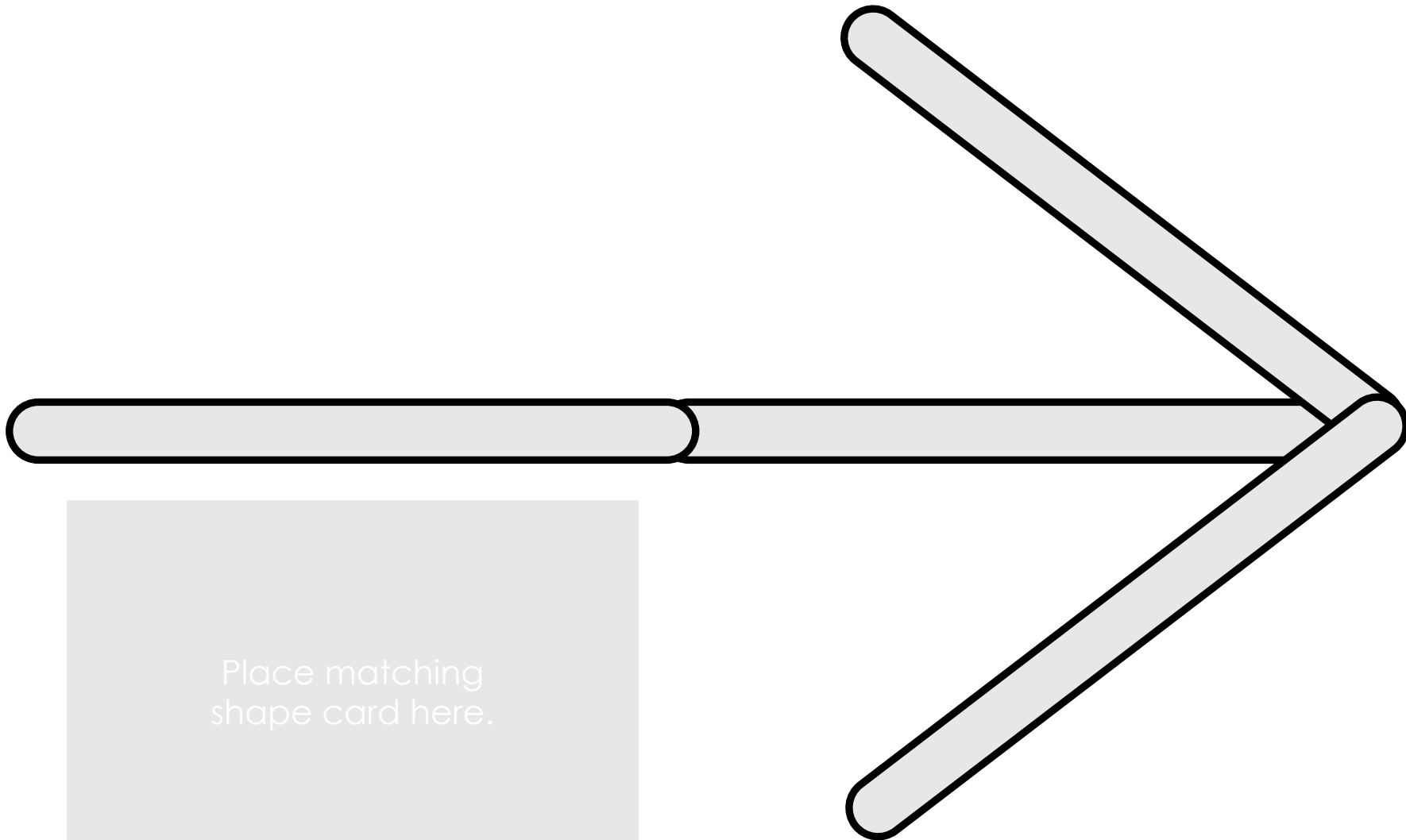


Place matching  
shape card here.

# I can make a trapezoid.




# I can make an arrow.



Place matching  
shape card here.

# I can match the colors!

Light Table Games



red orange yellow  
green blue purple

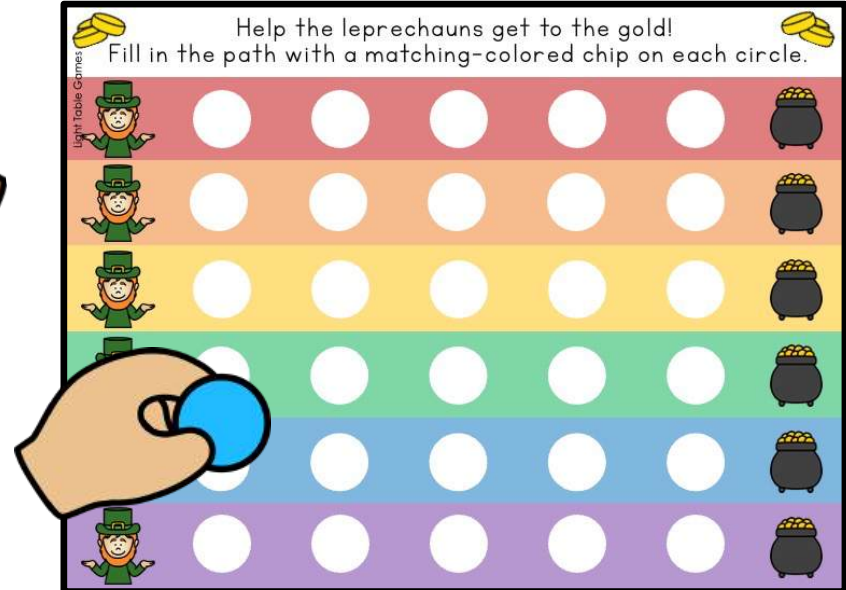
Place matching-colored chips on each pot.

©Play to Learn Preschool

This activity features six pots, each with a different colored chip on top and a label below: red, orange, yellow, green, blue, and purple. A hand is shown placing a yellow chip into the yellow pot. Each pot has five empty circles inside for matching chips.





















Light Table Games

Help the leprechauns get to the gold!  
Fill in the path with a matching-colored chip on each circle.



©Play to Learn Preschool

This activity is a path-finding game. It features a leprechaun on the left and a pot of gold on the right. The path consists of six horizontal rows of colored circles: red, orange, yellow, green, blue, and purple. A hand is shown placing a blue chip into the blue circle of the bottom row. The text instructs the player to fill the path with matching-colored chips.



Help the leprechauns get to the gold!  
Place a matching-colored chip on each circle.




Help the leprechauns get to the gold!  
Fill in the path with a matching-colored chip on each circle.

Light Table Games






Help the leprechauns get to the gold!  
Finish the pattern in each row.



# red



Place matching-colored chips on each circle.

# orange



Place matching-colored chips on each circle.

# yellow



Place matching-colored chips on each circle.

# green




Place matching-colored chips on each circle.

# blue





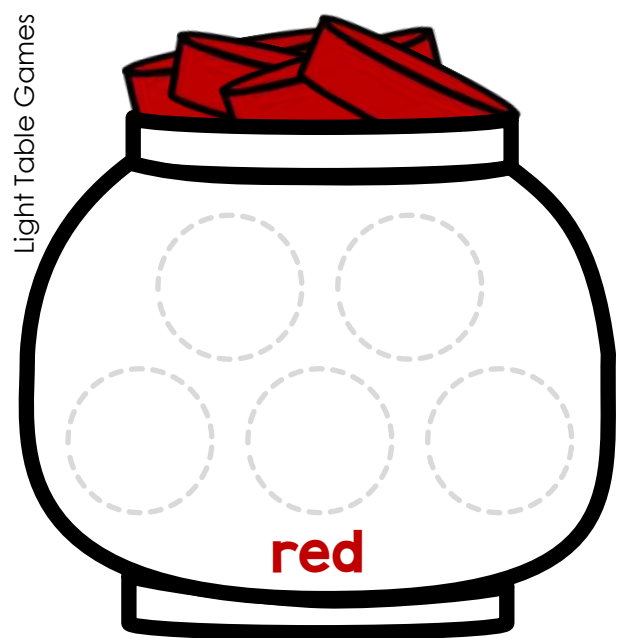


Place matching-colored chips on each circle.

# purple


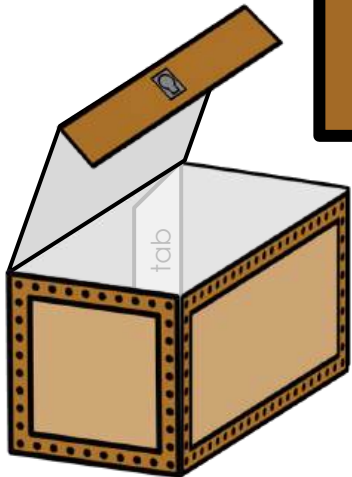


Place matching-colored chips on each circle.




Place matching-colored chips on each pot.

# Where is the Gold Coin?



- Print the treasure chest on cardstock. Cut around the outer edges, then fold along the dashed lines. Glue the tabs in place.
- Student picks a card and places the gold coin next to the treasure chest as seen on the card.



Where is the Gold Coin?



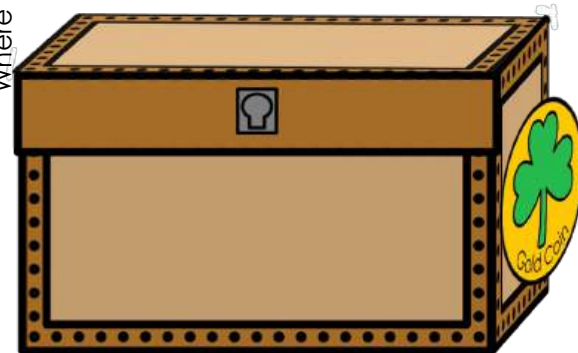
in

Where is the Gold Coin?




on

Where is the Gold Coin?




beside

Where is the Gold Coin?



under

Where is the Gold Coin?



behind

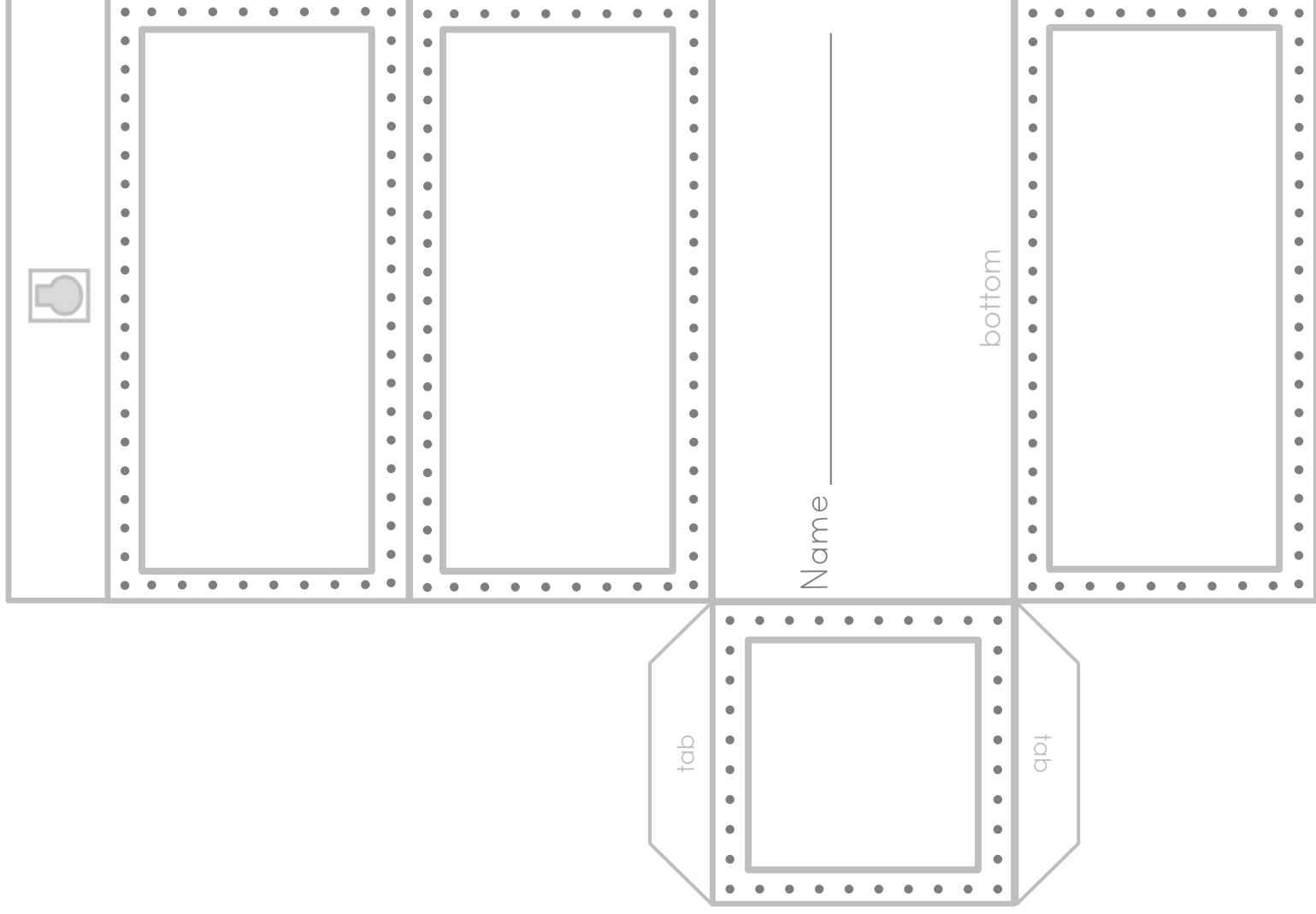
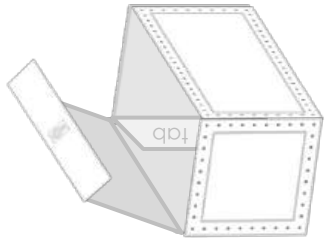
Where is the Gold Coin?




in front

### Optional Treasure Chest Idea:

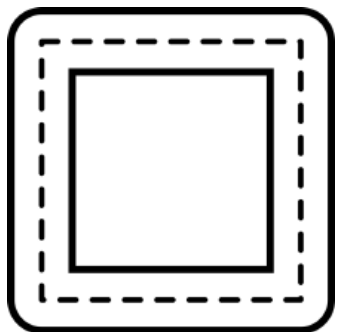
- Print this page on cardstock, one for each student.
- Students color the treasure chest.
- Collect the pages and assemble the boxes overnight.
- Students play positional math games with a plastic gold coin or other manipulative.



Name: \_\_\_\_\_




Trace the shape then draw a line to the matching item.



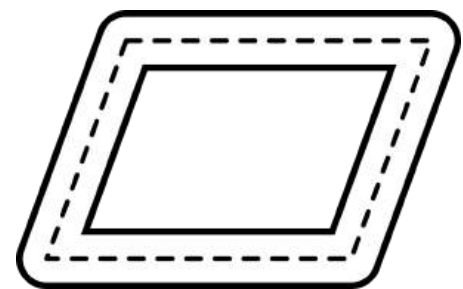
square



rectangle




triangle




parallelogram



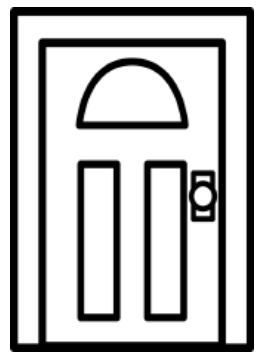
pizza slice




envelope




kite



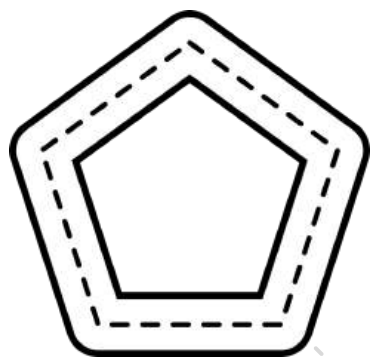
door



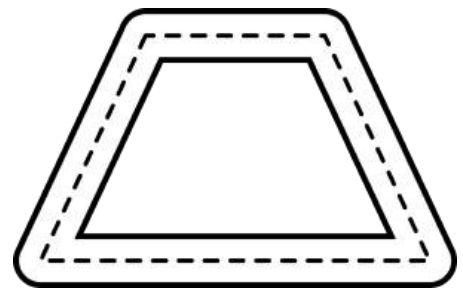
Name: \_\_\_\_\_



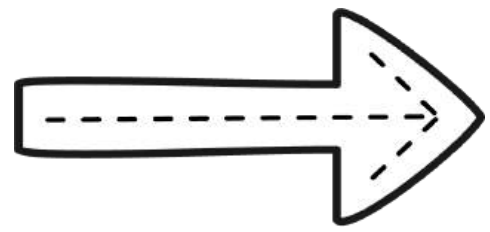
Trace the shape then draw a line to the matching item.



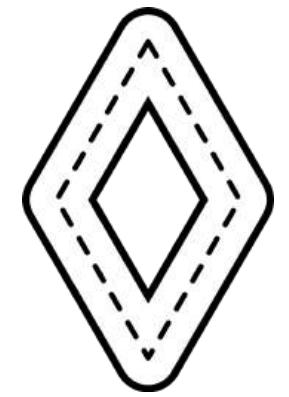
pentagon



trapezoid



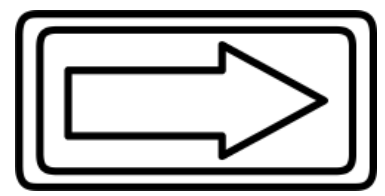
arrow



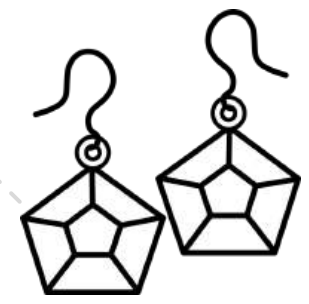
diamond




gemstone



sign



earrings



lamp

# More activities

for preschool and Pre-K learners:

Connect:



PLAY TO LEARN  
**PRESCHOOL**

[Facebook](#)

[Instagram](#)

[Blog](#)

[Pinterest](#)

6  
resources

Credit:

These talented artists made this possible.



# ST. PATRICK'S DAY PRESCHOOL ACTIVITIES

Terms of Use:

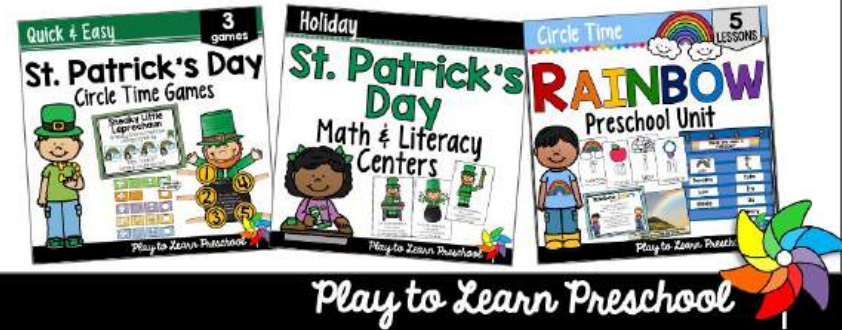
Play to Learn resources are for personal classroom and home use only. They may not be used commercially.

**YES:**

- You may use this resource at home with your own children or in your classroom with your own students.
- You may print copies for your own children or students.
- You may send printed copies home with your students.
- You may use these lessons yourself to provide virtual teaching videos for your own students who might be learning at home.

**NO:**

- You may NOT post this file to any file sharing website. (DropBox, Google Drive, Facebook, Amazon, SeeSaw, etc.)
- You may NOT resell these resources.
- You may NOT send these PDFs via email for students to print at home.
- You may NOT share these PDFs with colleagues via email or otherwise.
- You may not claim these resources or ideas as your own.
- You may NOT use these resources to teach lessons that you **sell** online. (Teaching your own students – great. Selling these lessons, even if you do them yourself, online – not permitted.) This includes OutSchool and similar platforms.



These St. Patrick's Day activities target a variety of emergent literacy and math skills!