

Leprechaun Games & Activities

Explore these hands-on games designed to build early math, spatial language, and problem-solving skills through playful seasonal learning. Children practice sorting, shape building, and using positional words as they complete a scavenger hunt, design traps, and explore color and treasure-themed games.

Learning Objectives:




Learning & Problem Solving: Students explore cause & effect.
Sorting and Classification: Students sort objects by color.
Fine Motor Skills: Students handle and place manipulatives.

Preparation:


- Print the pages on standard paper or cardstock.
- Laminate for durability.
- Cut apart the pieces as instructed.

How to Use:


1. **Scavenger Hunt** - Hide the ½ pages around the room visible to the students. Students pair up with a friend and check off each item as it is found. Black and white copies are also provided.
2. **Leprechaun Trap** - Invite students to design and build a trap to catch a sneaky leprechaun using boxes, tape, blocks, sticks, and other classroom materials. Encourage them to add something shiny to attract the leprechaun!
3. **Popsicle Stick Shapes** - Students build the shapes, then find the coordinating leprechaun card.
4. **Light Table Activities** - Use translucent bingo chips to help the leprechauns get to the gold!
5. **Treasure Chest Game** - Students draw a card and place a coin in position to the chest as seen on the card.



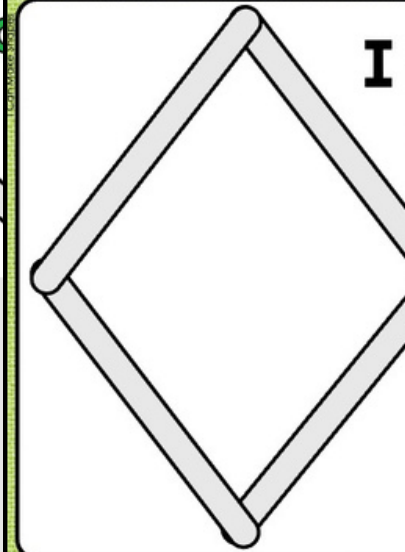
I can make a




I can make a pentagon



I can make a



I can make a parallelogram.



“These activities are so easy to use! Directions are simple and most are just print, laminate, and cut!”

EVERYTHING IS
PLANNED FOR YOU

What's Included

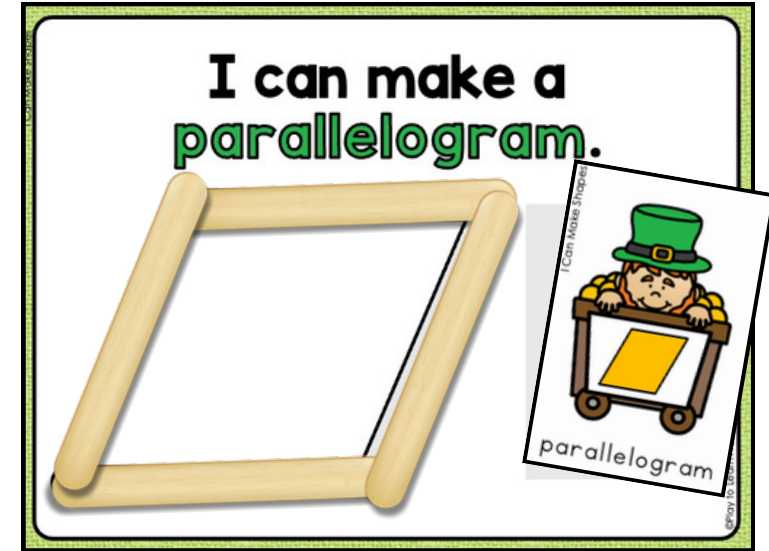
Scavenger Hunt



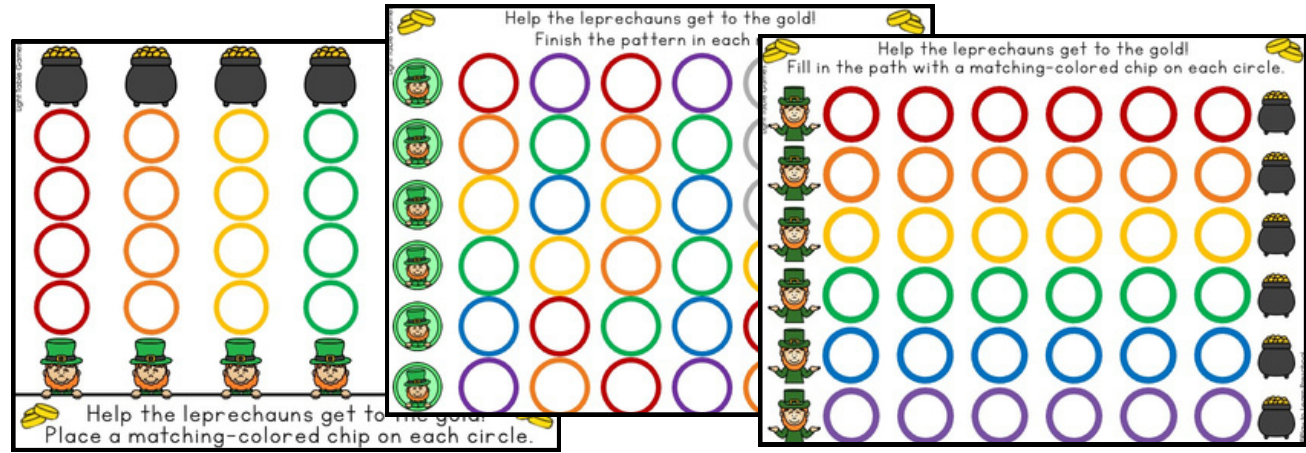
Leprechaun Trap Building




Popsicle Stick Shapes



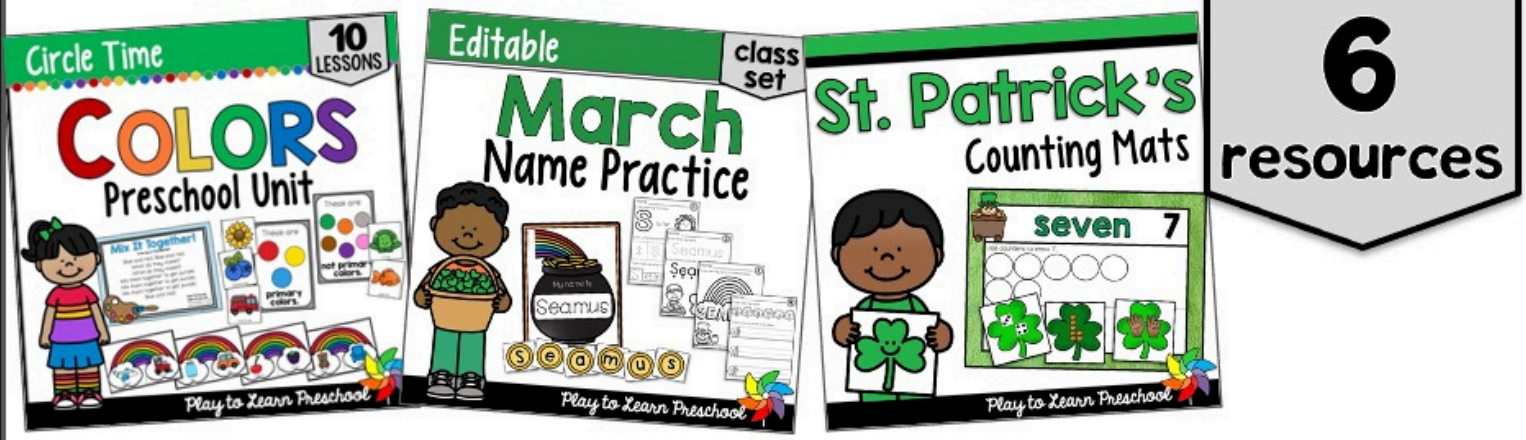
Light Table Activities



Treasure Chest Math Game

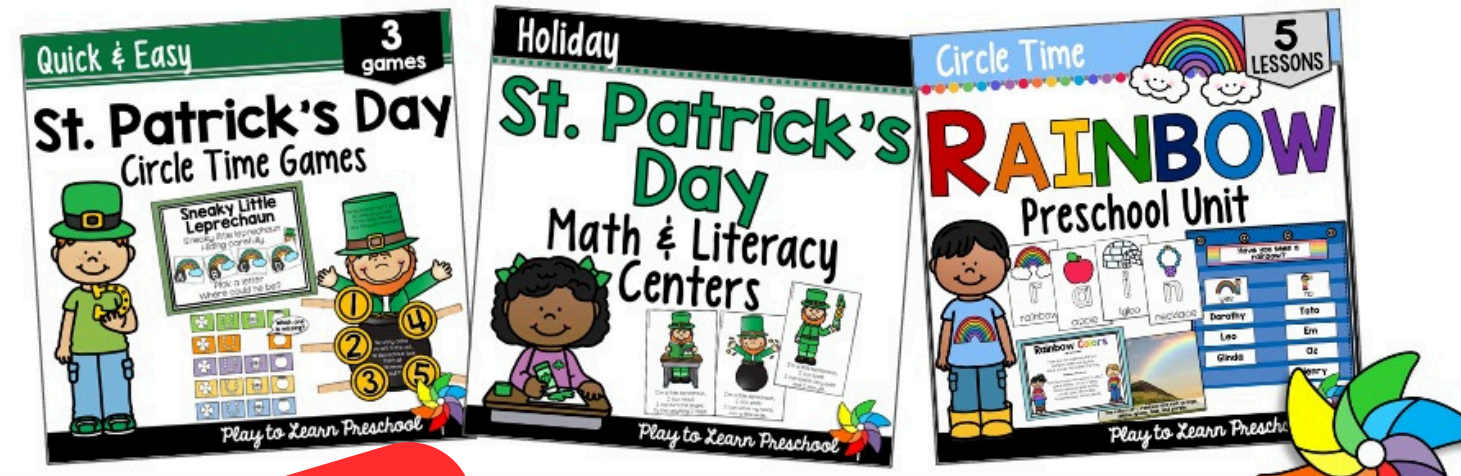


EASY PREP!



6 resources

ST. PATRICK'S DAY PRESCHOOL ACTIVITIES




Play to Learn Preschool



“My students loved learning all about Saint Patricks Day with this resource! It was super engaging and my students loved it!”

-Danielle C.



BUY NOW

MAKE PLANNING
STRESS FREE!

HAVE FUN PLAYING AND LEARNING WITH YOUR STUDENTS!

Meet Jamie

Jamie is the founder and C.E.O. of Play to Learn Preschool. She holds a bachelor's degree in Early Childhood Education and a master's degree in Reading Education. Jamie teaches in her private preschool classroom and works to create meaningful, play-based learning experiences for her students and to share helpful ideas with preschool teachers everywhere.



© Play to Learn Preschool



playtolearnpreschool.us

[@playtolearnps](https://www.instagram.com/playtolearnps)

Play to Learn Preschool