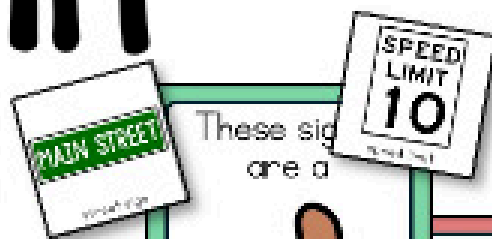



Circle Time

5
LESSONS

SIGNS


Preschool Unit



These signs are a




Rectangle


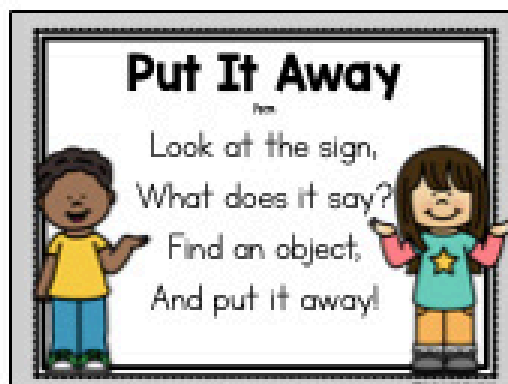


These signs are

Not a Rectangle



This sign tells people where it is safe to walk across the road.
crosswalk



Signs

Preschool

Circle Time


Unit

SCROLL
to take a look inside!

Play to Learn Preschool

FULL COLOR PHOTOGRAPHS

➤ Includes brightly colored, engaging photograph to spark discussion.



Signs help people know when to stop.

Signs give information.

Signs show us where it is safe.

Signs show us where it is safe.

Restroom

QUIET PLEASE

Communities use signs to help people.

Signs help us stay safe.

Signs show us where to go.

Signs help us find care.

Signs help us remember what to do.

Signs can help people find care.

Signs can show directions.

EMERGENT LITERACY & MATH

➤ Songs

➤ Poems

➤ Sorting

➤ Extension Activities

Signs Help People
To the tune of London Bridge
Signs help people, yes, they do,
Yes, they do, yes, they do.
Signs help people, yes, they do,
Each and every day.
Here's a STOP sign, big and red
Big and red, big and red.
Here's STOP sign, big and red.
It tells us what to do.

This is a STOP sign
Big and red

This is an OPEN sign
Come on in!

This is an EXIT sign
Say good-bye!

What should we do?

This sign tells us to

STOP

These signs are a

Rectangle

These

Not a Rectangle



Which one is missing?

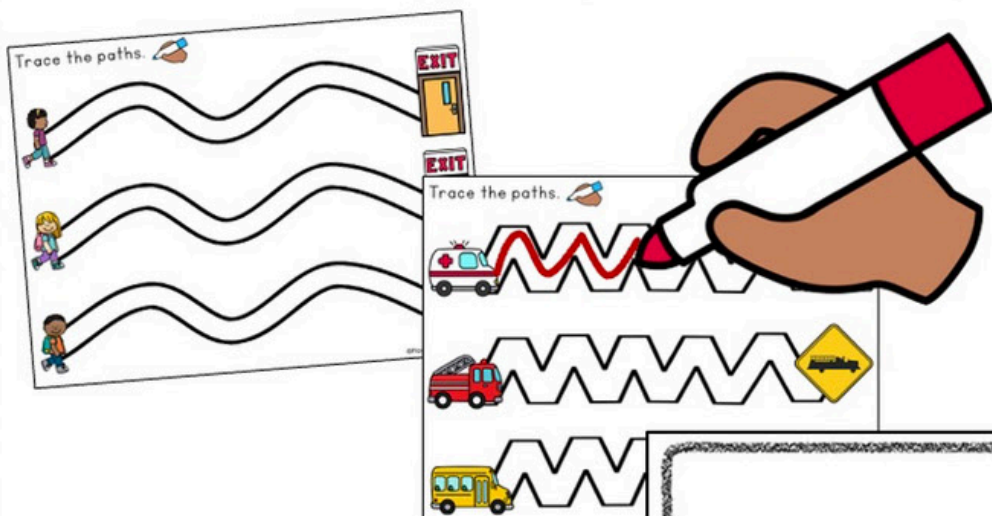
STOP	COME IN WE'RE OPEN	EXIT	Men and Women
STOP	COME IN WE'RE OPEN	EXIT	Men and Women
STOP	COME IN WE'RE OPEN	EXIT	Men and Women
STOP	COME IN WE'RE OPEN	EXIT	Men and Women
STOP	COME IN WE'RE OPEN	EXIT	Men and Women

CENTER ACTIVITIES

Pre-Writing Paths

Fine Motor Center

Objective: The students will understand the purpose of writing.
Preparation: Copy each page and place into a plastic sleeve (or print on cardstock and laminate).
Procedure: The students trace the path between the picture on the left to the one on the right.



Beginning Sound Sort

Fine Motor Center

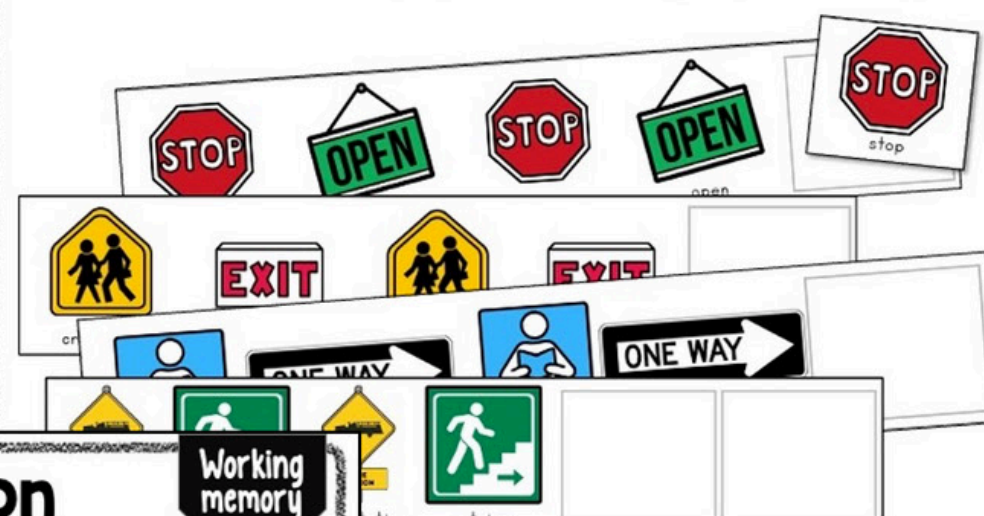
Objective: The students will identify the beginning sound of each word.
Preparation: Copy the picture cards. Glue the cover on the front, and the sorting mats on the inside. Cut and laminate the smaller pieces.
Procedure: The students sort the pictures by their beginning sound.



Patterning

Math Center

Objective: The students will identify and extend simple patterns.
Preparation: Print the pattern cards and pieces, mat, laminate, and cut apart.
Procedure: The students identify the pattern and extend it by placing the next correct piece.



Lacing

Fine Motor Center


Objective: The students will coordinate eye-hand movement and control the small muscles of their hands.
Preparation: Copy lacing sheets on cardstock, cut apart, and use a hole punch to cut out the circles. Provide ribbon approximately 1 1/2 feet long.
Procedure: The students will cut along the dotted lines from the bottom of the page to the top.



Concentration

Working memory

Objective: The students will use visual discrimination (matching) skills to identify two identical objects.
Preparation: Print the picture cards and mat onto cardstock. Cut apart and laminate as desired.
Procedure: Place the cards facing down. Students take turns flipping over 2 cards at a time. If the cards match, the student gets to keep the pair. If they don't match, they return them to the face-down position and try again.

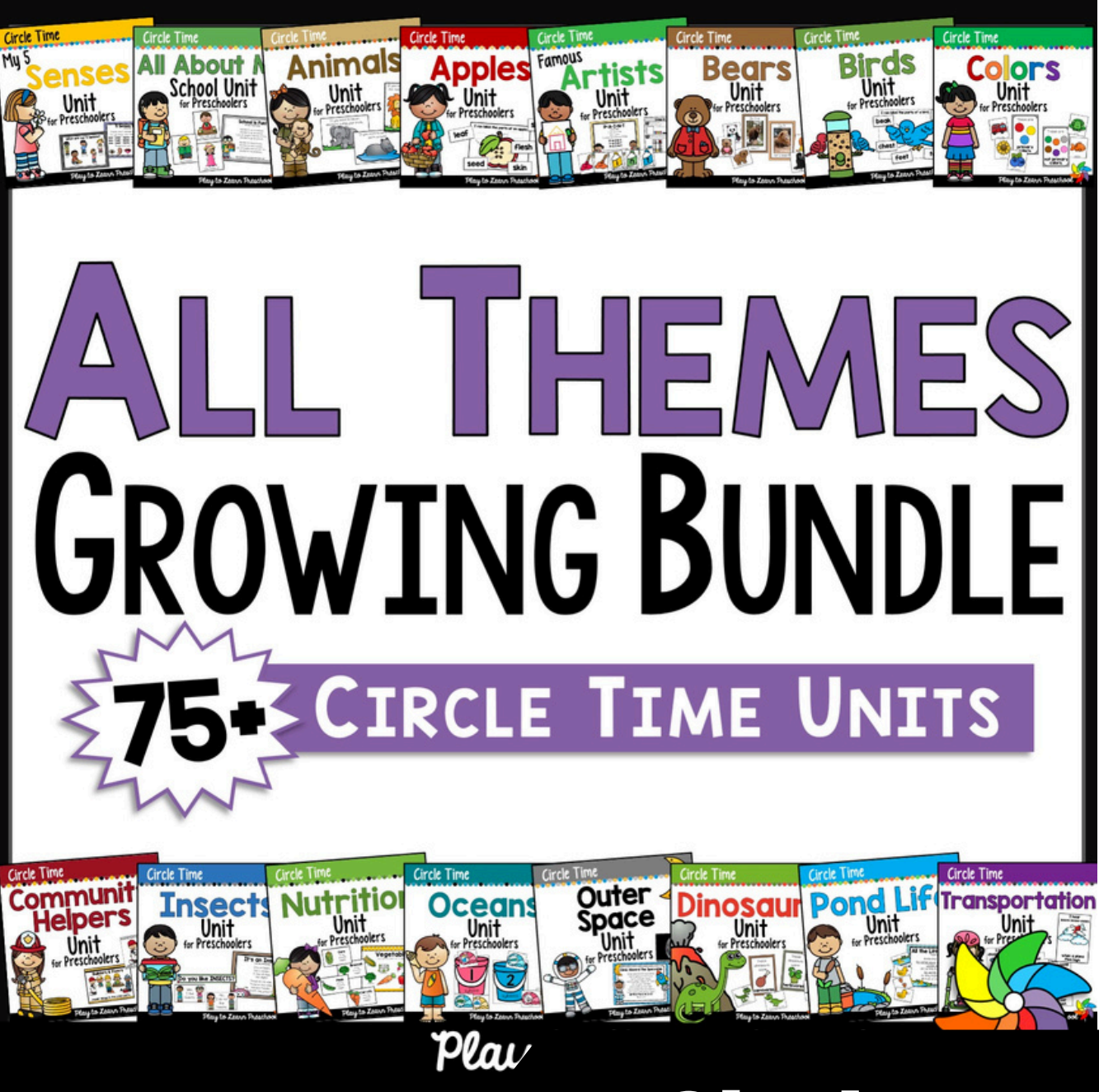


LOOKING FOR MORE

PRESCHOOL RESOURCES?


Save when you buy the
All Themes Growing Bundle.

- Includes over **75** units with songs, poems, games, centers, and more!
- Foster **curiosity & engagement** with thematic units on a variety of topics.
- Gain **lifetime access** to all future unit and updates...at no additional cost!



**ALL THEMES
GROWING BUNDLE**

75+ CIRCLE TIME UNITS



Play

**Click to
learn more!**

HAVE FUN PLAYING AND LEARNING WITH YOUR STUDENTS!



© Play to Learn Preschool

Meet Jamie

Jamie is the founder and C.E.O of Play to Learn Preschool. She has her bachelor's degree in Early Childhood Education and a master's degree in reading education. She has taught in both public and private schools and works tirelessly to create meaningful and delightful preschool experiences for both her virtual and in-person preschool students.



playtolearnpreschool.us



[@playtolearnps](https://www.instagram.com/playtolearnps)



[Play to Learn Preschool](https://www.facebook.com/PlaytoLearnPreschool)