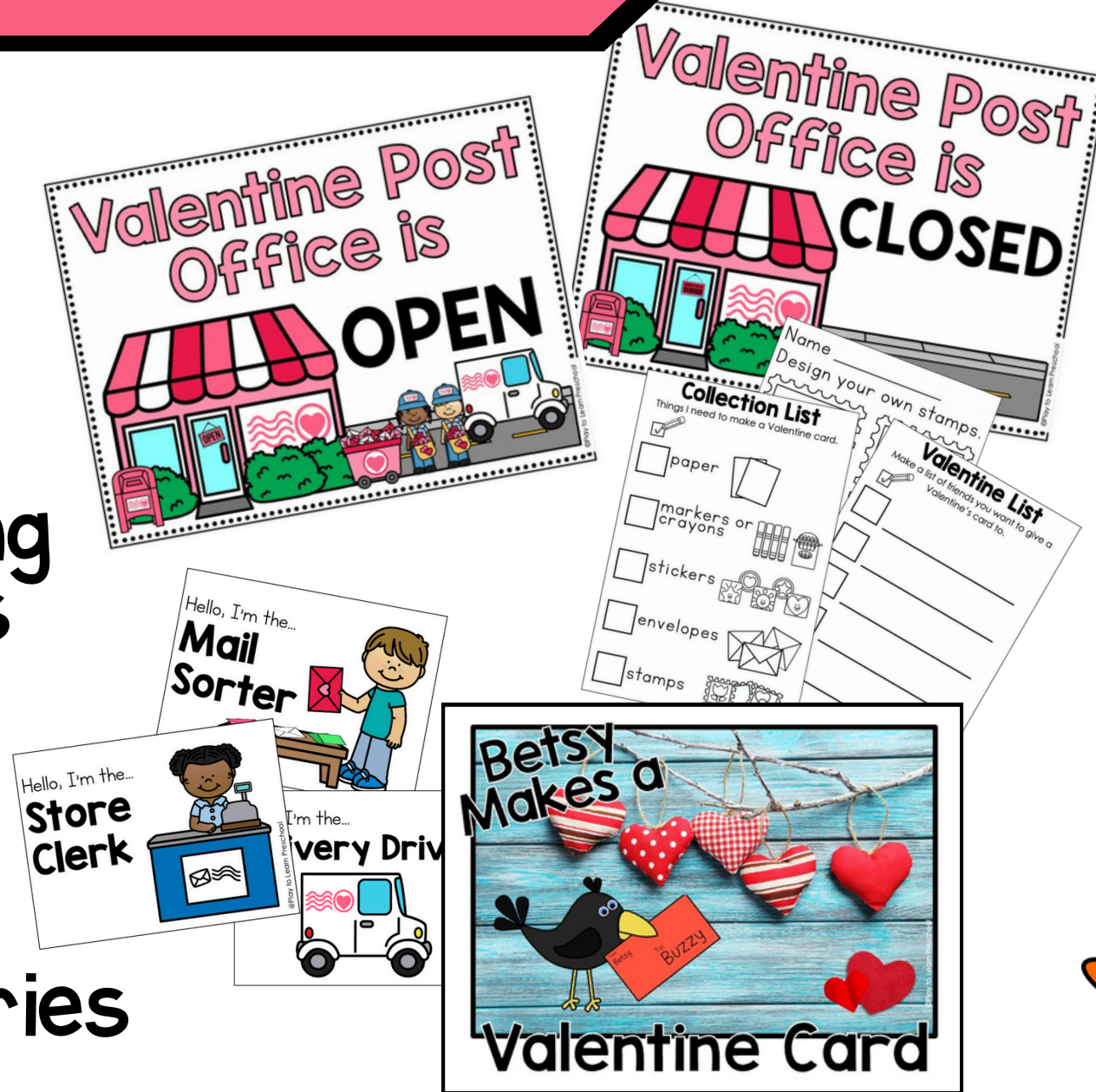


Easy, Print & Go

- ✓ Signs
- ✓ Labels
- ✓ Role-Playing Name Tags
- ✓ Writing Activities
- ✓ Social Stories















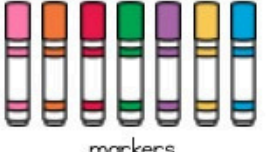



“ Super fun and easy way to decorate dramatic play area. Students really enjoy getting to play with the decorations, name tags, and all the other things!

-Caitlynn y



EVERYTHING IS PLANNED FOR YOU

Valentine Post Office Language Board


 friends	 valentine card	 heart	 envelope
 (ink) stamps	 (postage) stamp	 glue	 stickers
 mailbox	 letter	 mail truck	 deliver
 markers	 scissors	 pencil	 mail carriers

Encourage language skills by saying these words as you point to the pictures and use the props in the play area.


Valentine List

Make a list of who you would like to send a Valentine's Day card.

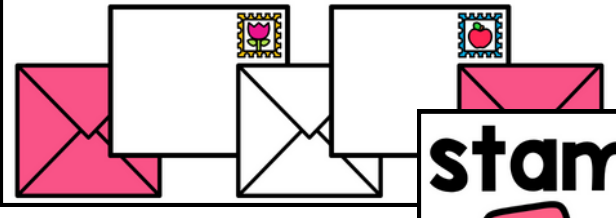
cards




paper




envelopes




stamps



stickers



stamps




Hello, I'm the...

Postal Clerk




Hello, I'm the...

Card Maker



Hello, I'm the...

Mail Carrier




Post Office Shop



Purchase stamps and envelopes here.

Mail Pick-up

at _____



EMERGENT MATH & LITERACY

How to make a Valentine.



Decorate a piece
stickers, stamps



Sign your name at the
bottom of the card.



Put the card in an envelope
and write your friend's
name on the outside.



Put the card in the mailbox.

STEP-BY-STEP



First, Betsy and her friends gather the supplies. They use paper, markers, crayons, scissors, and stickers to make the cards.



It is almost Valentine's Day! Betsy, Buzzy, and their friends want to make Valentine's Day cards.



Betsy delivers her valentine cards to her friends.



On her way home, Betsy takes her grandma's valentine to the post office and places it in the mailbox.

SOCIAL STORY



DRAMATIC PLAY GROWING BUNDLE

35+ PRETEND PLAY SETS



Play to Learn Preschool

“This resource is chock-full of engaging materials to change up my dramatic play area.” *-Fallon S.*



BUY NOW

MAKE PLANNING

STRESS FREE!

HAVE FUN PLAYING AND LEARNING WITH YOUR STUDENTS!

Meet Jamie

Jamie is the founder and C.E.O. of Play to Learn Preschool. She holds a bachelor's degree in Early Childhood Education and a master's degree in Reading Education. Jamie teaches in her private preschool classroom and works to create meaningful, play-based learning experiences for her students and to share helpful ideas with preschool teachers everywhere.



© Play to Learn Preschool



playtolearnpreschool.us

[@playtolearnps](https://www.instagram.com/playtolearnps)

Play to Learn Preschool