

• 10 DAYS OF FULL-PLANNED LESSONS

- 10 INDEPENDENT CENTERS
- BOOK RECOMMENDATIONS

Introduction to activate prior knowledge.

Objectives written in kid-friendly language.

Daily extension activities, including ASL instruction.

Introduction

What is Snow?

Snow forms when tiny bits of frozen water join together in cold air. Children notice snow with their senses as they touch it, watch it, and walk through it.

Objectives:

- The students will answer questions.
- The students will play with words, sounds, and rhymes.

Activities:

1. Show the real-life photographs of snow. Discuss the characteristics of snow using the "Snow is..." picture cues.
2. Take a poll, "Have you ever seen snow?" Students can use sticky notes or name cards to respond on a pocket chart or bar graph.
3. Recite the "Snowflakes Falling Down" poem as a class. Teach the ASL sign for snow and have students move like a snowflake falling down while signing as the poem is read.

Extension Idea: Teach the ASL sign for snow. Put two hands up, fingers spread apart. Wiggle fingers and move hands down like snow is falling.

Snowflakes Falling Down

Snowflakes falling down,
Drifting to the ground.
Soft and slow, here we go.
Snowflakes falling down.

Day 1 lesson plans

Have you ever seen snow?

Yes, I have	No, not yet
Elsa	Harriet
Anna	
Kristoff	Iduna
Oaken	

©Play to Learn Preschool

Step-by-step directions for each activity.

Songs, poems, carpet games, and more!


“ This made planning a breeze!! No guess work. ”

★ ★ ★ ★ ★





SPEND LESS TIME PLANNING & MORE TIME TEACHING




Every snowflake has lines, points, and



This snowflake has a hexagon in the middle.



This has really made planning much easier.




EVERYTHING YOU NEED



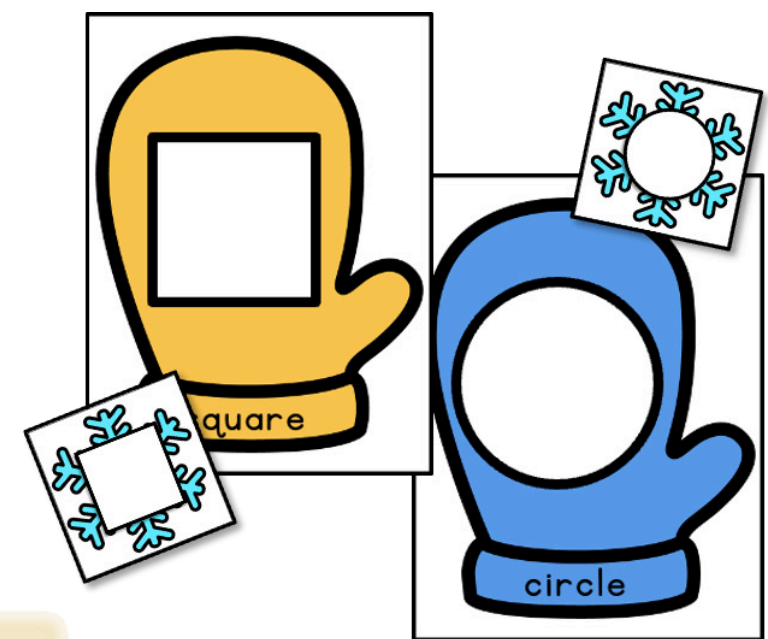
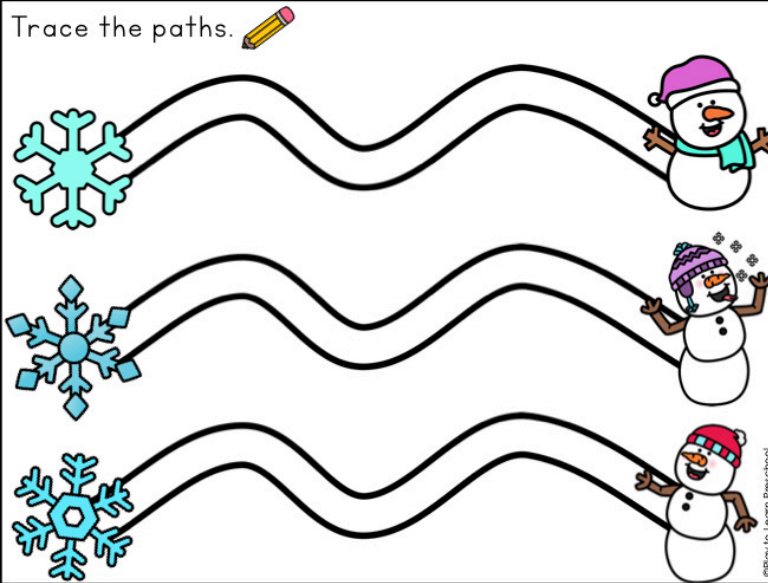
“My students love the activities and are excited everyday to learn what’s going on the next day.”



Which one is missing?






PROVIDE PURPOSEFUL & ENGAGING INSTRUCTION



“ My students love the activities and I love how easy they are to put together. ”

★ ★ ★ ★ ★



BUILD CONFIDENCE WITH
INDEPENDENT CENTERS

Circle Time


10
LESSONS

SNOW

Preschool Unit



“
These units
are a life
saver for me!
”



BUY NOW

MAKE BACK TO SCHOOL

STRESS FREE!

HAVE FUN PLAYING AND LEARNING WITH YOUR STUDENTS!

Meet Jamie

Jamie is the founder and C.E.O of Play to Learn Preschool. She has her bachelor's degree in Early Childhood Education and a master's degree in reading education. She has taught in both public and private schools and works tirelessly to create meaningful and delightful preschool experiences for both her virtual and in-person preschool students.



© Play to Learn Preschool



playtolearnpreschool.us

[@playtolearnps](https://www.instagram.com/playtolearnps)

Play to Learn Preschool