

Rhyming Mitten Matches

These colorful Rhyming Mittens give children a hands-on way to practice hearing and matching rhyming words. With 30 mitten pairs in 10 bright rainbow colors, this winter-themed literacy center builds phonological awareness through playful, interactive learning. It's perfect for preschool and kindergarten literacy centers.

Learning Objectives:

Rhyming Awareness – Students will identify and match picture pairs that rhyme, building foundational phonological awareness skills for early reading.

Word Recognition & Vocabulary – Students will strengthen vocabulary and picture recognition while listening for words that share the same ending sound.

Fine Motor Development – Handling, sorting, and linking the mittens supports hand strength, coordination, and bilateral motor skills

Preparation:

Print the mitten cards on standard paper or cardstock.

Laminate for durability and repeated use.

Cut along the outside lines to separate each mitten.

Optional: Punch a hole in the bottom of each mitten card so students can connect matching pairs with plastic links.

How to Use:

Spread out the mitten cards on a table, tray, or learning surface. Offer only a small selection at first to prevent overwhelm. Children choose a mitten, name the picture, and listen for the ending sound. They search for the mitten that rhymes (e.g., cat/hat, goat/boat, sun/run).

As matches are found, encourage students to say both rhyming words.

Other Fun Uses:

Sensory Bin Search – Hide the mittens in a bin and have students search for and match rhymes.

Rhyme Hunt – Tape mittens around the room and let children move, search, and match the pairs.

Add a Rhyme – After matching a pair, invite students to brainstorm additional words that rhyme.

Rhyme Stories – Encourage children to use matched pairs to create silly sentences or mini-stories.

Storage Tips:

Keep mitten cards in a small basket or tray for easy access. Store in a zippered bag when not in use. Linked pairs can be kept together on a ring for quick cleanup.

Name: _____
Draw a line between the rhyming words then color the pictures.



Name: _____
Draw a picture of something that rhymes with the word dog in the glove on the right.



dog

Name: _____
Draw a picture of something that rhymes with the word sun in the glove on the right.



sun




Name: _____
Draw a picture of something that rhymes with the word cat in the glove on the right.



cat



Includes 30 pairs!



“Play to Learn has the best resources. So engaging and hands-on”



EVERYTHING IS
PLANNED FOR YOU



What's Included:

- 30 mitten pairs in 10 bright rainbow colors
- Practice Pages

BUILD CONFIDENCE WITH
INDEPENDENT CENTERS

Circle Time

10
LESSONS

WINTER

Preschool Unit



“Great resource to use during the winter months. Love the variety of activities included.”

-Sarah M



BUY NOW

MAKE WINTER PLANNING

STRESS FREE!