

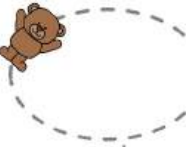





BEAR COOKIES

FUN PACK











Tracing Shapes

Trace the shapes with bear cookies.

| | |
|---|---|
|  square |  circle |
|  oval |  rectangle |
|  hexagon |  triangle |




Beginning Sounds

Place a bear cookie under the picture that begins with letter

| | | |
|--|---|---|
|  banana |  kite |  tiger |
|  |  hammer |  bike |
|  carrot |  monkey |  bottle |
|  butterfly | | |

How Tall?

Use bear cookies to measure each item. Write the number in the box.

| | | |
|---|--|--|
| <p>How many bears tall?</p> <input type="text" value="2"/>  honey pot | <p>How many bears tall?</p> <input type="text"/>  sign | <p>How many bears tall?</p> <input type="text"/>  tree |
| <p>How many bears tall?</p> <input type="text"/>  blackberry | <p>How many bears wide?</p> <input type="text"/>  campfire | <p>How many bears tall?</p> <input type="text"/>  cave |



MATH & LITERACY

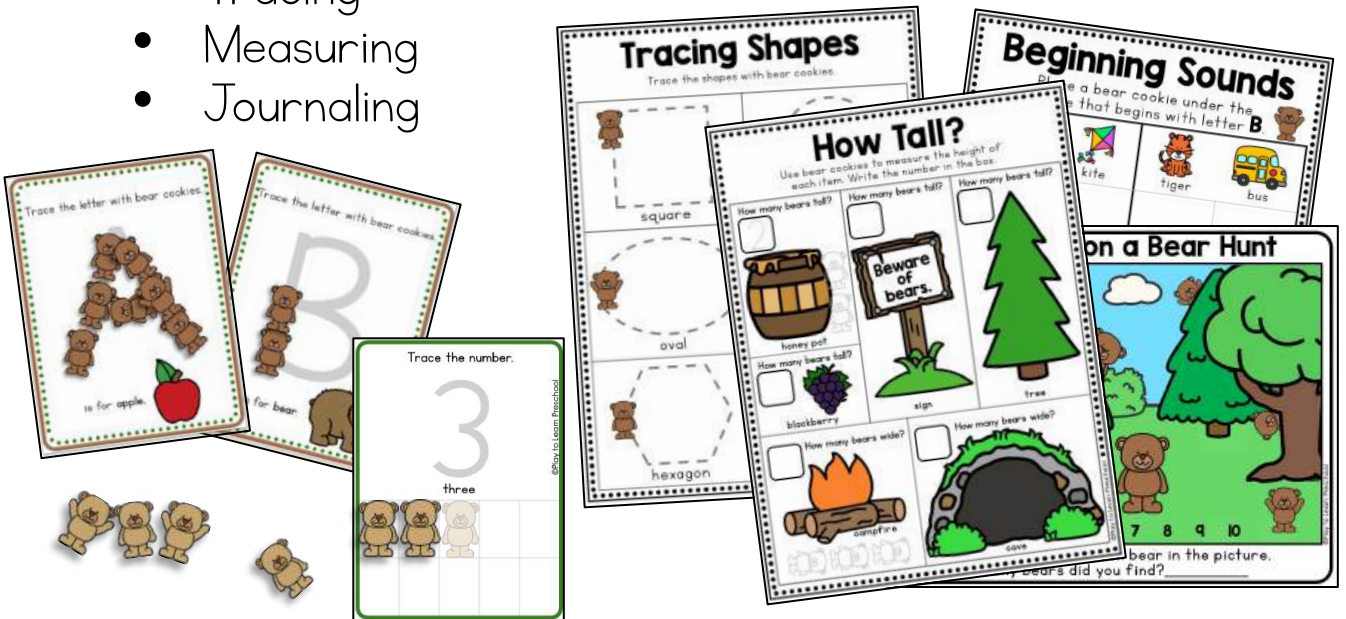



Bear Cookie Low-Prep Fun Pack

Print the colored pages and laminate for use in the classroom.


Send the black and white copies home with a zip top bag filled with teddy graham bear cookies for extended learning.

- Shape Tracing
- Measuring
- Beginning Sounds
- Search & Find
- Sorting
- Graphing
- Counting
- Letter & Number Tracing
- Practice Pages
 - Tracing
 - Measuring
 - Journaling




Tracing Shapes


Trace the shapes with bear cookies.




square




circle




oval



rectangle



hexagon



triangle

How Tall?

Use bear cookies to measure each item. Write the number in the box.


How many bears tall?




How many bears tall?



How many bears tall?



How many bears tall?




blackberry


sign

tree

How many bears wide?



How many bears tall?



Beginning Sounds

Place a bear cookie under the picture that begins with letter **B**.



banana



kite



tiger



bus



hammer



bike



carrot



bow



monkey



bottle

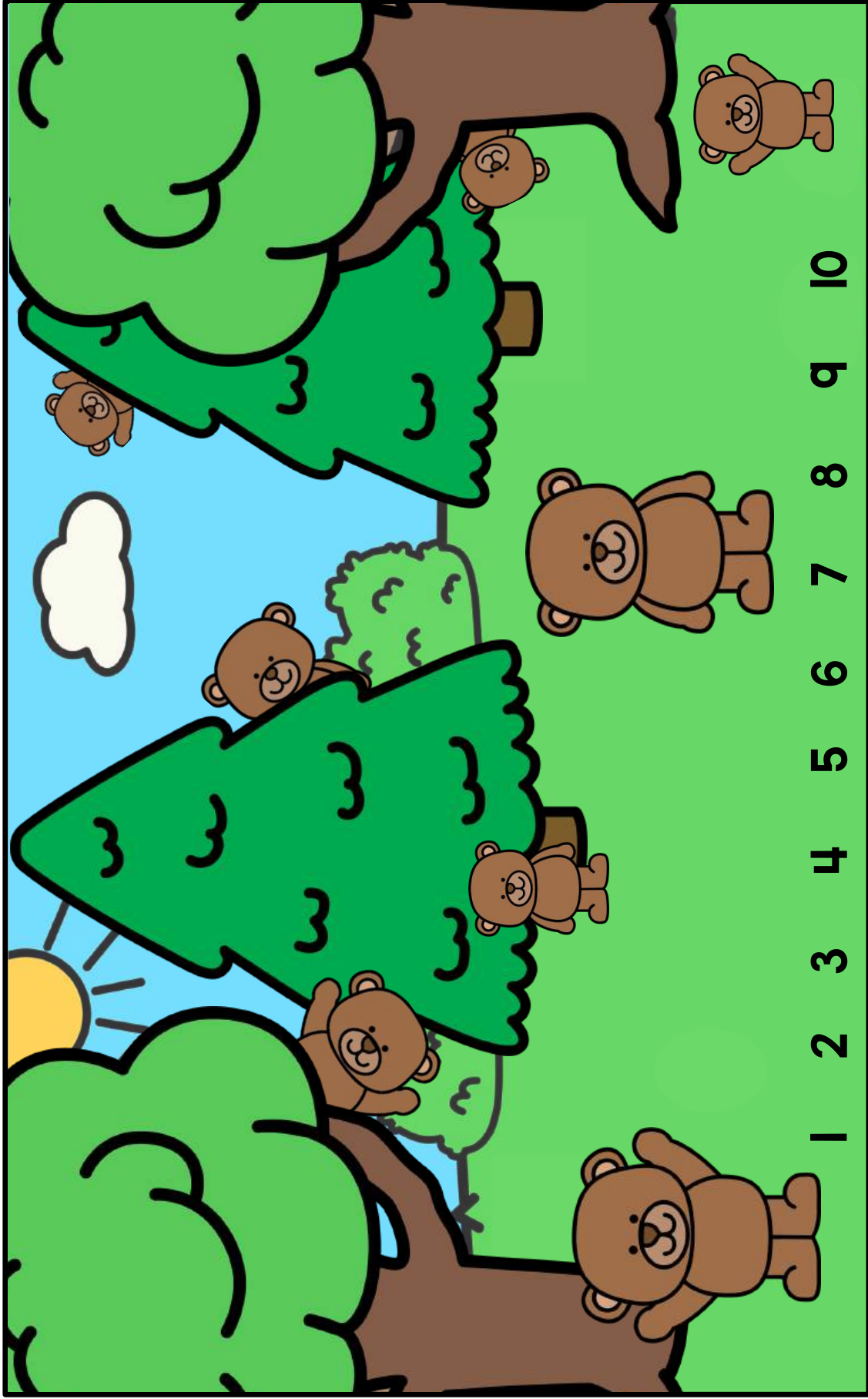


butterfly



car

We're Going on a Bear Hunt




Place a bear cookie on each bear in the picture.


How many bears did you find? _____

Bear Sort

Sort the bear cookies by color and position.




arms down



arms down



broken




arms up




arms up

Bear Sort


Sort the bear cookies by position.



arms down




arms up




broken

Bear Sort

Sort the bear cookies by position.



arms down



arms up



broken


Bear Cookie Graphing

Use bear cookies to fill in the graph.


| How many total? | | | | |
|-----------------|--|--|--|--|
| 6 | | | | |
| 5 | | | | |
| 4 | | | | |
| 3 | | | | |
| 2 | | | | |
| 1 | | | | |



brown arms down



brown arms up



tan arms down



tan arms up

Bear Cookie Graphing

Use bear cookies to fill in the graph.


| How many total? | | | |
|-----------------|--|--|--|
| 6 | | | |
| 5 | | | |
| 4 | | | |
| 3 | | | |
| 2 | | | |
| 1 | | | |



arms down






arms up



broken

Bear Cookie Graphing

Use bear cookies to fill in the graph.

| How many total? | | | |
|-----------------|--|--|---|
| 6 | | | |
| 5 | | | |
| 4 | | | |
| 3 | | | |
| 2 | | | |
| 1 | | | |
| |  arms down |  arms up |  broken |

Bear Cookie Counting

One-to-One Correspondence


Develop early counting skills, number recognition, and fine motor control while making math playful and interactive. This bear cookie counting activity is great for one-to-one correspondence skills.

Objective:


- The students will demonstrate one-to-one correspondence.
- The students will control the muscles of their hands.

Procedure:

1. Copy each page, cut apart, mat, and laminate.
2. Provide a small bowl of bear cookies next to the honey pots. Show the students how to count and place the bear cookies on the honey pots.



1



one



2



two



3



three



4



four



5



five



6



six



7



seven



8



eight



9



nine



10



ten



Bear Cookie Letters & Numbers

Beginning Sounds

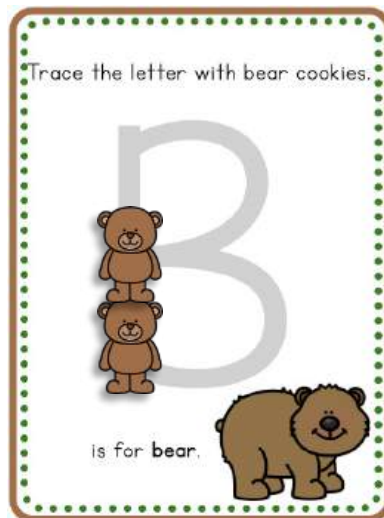
Fine motor skills involve the small muscles in the hands and fingers. In preschool, it is important for children to practice these skills often. Building strong fine motor control helps support their future success with writing, reading, and other daily tasks.

Objective:

- The students will control the muscles of their hands.
- The students will use letters to represent sounds.

Procedure:

1. Copy each page, cut apart, mat, and laminate.
2. Provide a small bowl of bear cookies next to the letter mats. Show the students how to lay the pieces end to end to trace the letters.
3. Provide a small bowl of cookies and a dry erase marker for the number mats. Children trace the number with the marker, then place the appropriate number of cookies on the tens frame.



Trace the letter with bear cookies.

A

is for apple.



Trace the letter with bear cookies.

B

is for bear.



Trace the letter with bear cookies.

C

is for cave.



Trace the letter with bear cookies.

D


is for duck.



Trace the letter with bear cookies.

E


is for egg.



Trace the letter with bear cookies.

F

is for fish.



Trace the letter with bear cookies.

G

is for goat.



Trace the letter with bear cookies.

H

is for honey.



Trace the letter with bear cookies.

I

is for itch.



Trace the letter with bear cookies.

J

is for jar.



Trace the letter with bear cookies.

K

is for keys.



Trace the letter with bear cookies.

L

is for log.



Trace the letter with bear cookies.

M

is for mushroom.



Trace the letter with bear cookies.

N

is for nuts.



Trace the letter with bear cookies.

O

is for octopus.



Trace the letter with bear cookies.

P

is for pinecone.



Trace the letter with bear cookies.

Q

is for queen.



Trace the letter with bear cookies.

R

is for river.



Trace the letter with bear cookies.

S

is for soup.



Trace the letter with bear cookies.

T

is for teddy bear.



Trace the letter with bear cookies.

U

is for umbrella.



Trace the letter with bear cookies.

V

is for vine.



Trace the letter with bear cookies.

W

is for waterfall.



Trace the letter with bear cookies.

X

is for x-ray.



Trace the letter with bear cookies.

Y

is for yarn.



Trace the letter with bear cookies.

Z

is for zoo.



Trace the letter with bear cookies.

a

is for astronaut.



Trace the letter with bear cookies.

b


is for blueberries.



Trace the letter with bear cookies.

c

is for campfire.



Trace the letter with bear cookies.

d

is for donkey.



Trace the letter with bear cookies.

e

is for egg.



Trace the letter with bear cookies.

f

is for footprints.
(bear)



Trace the letter with bear cookies.

g

is for gofer.



Trace the letter with bear cookies.

h

is for hive.



Trace the letter with bear cookies.

i

is for igloo.



Trace the letter with bear cookies.

j

is for juice.



Trace the letter with bear cookies.

k

is for kite.



Trace the letter with bear cookies.

l

is for leaf.



Trace the letter with bear cookies.

m


is for moose.



Trace the letter with bear cookies.

n

is for nest.



Trace the letter with bear cookies.

o

is for otter.



Trace the letter with bear cookies.

p

is for picnic.



Trace the letter with bear cookies.

q

is for quilt.



Trace the letter with bear cookies.

r

is for rock.



Trace the letter with bear cookies.

S

is for skunk.



Trace the letter with bear cookies.

T

is for tent.



Trace the letter with bear cookies.

U

is for up.



Trace the letter with bear cookies.

V

is for vegetables.



Trace the letter with bear cookies.

w

is for wagon.



Trace the letter with bear cookies.

x


is for x-ray.



Trace the letter with bear cookies.

y

is for yo-yo.




Trace the letter with bear cookies.

z

is for zebra.



Trace the number.




zero

| | | | | |
|--|--|--|--|--|
| | | | | |
| | | | | |

Trace the number.




one

| | | | | |
|---|--|--|--|--|
|  | | | | |
| | | | | |

Trace the number.




two

| | | | | |
|--|--|--|--|--|
|  | | | | |
| | | | | |

Trace the number.




three

| | | | | |
|--|--|--|--|--|
|  | | | | |
| | | | | |

Trace the number.

4


four



Trace the number.

5


five



Trace the number.

6



six



Trace the number.

7


seven



Trace the number.

8


eight



Trace the number.


9

nine



10

ten




©Play to Learn Preschool

Name: _____




Tracing Shapes

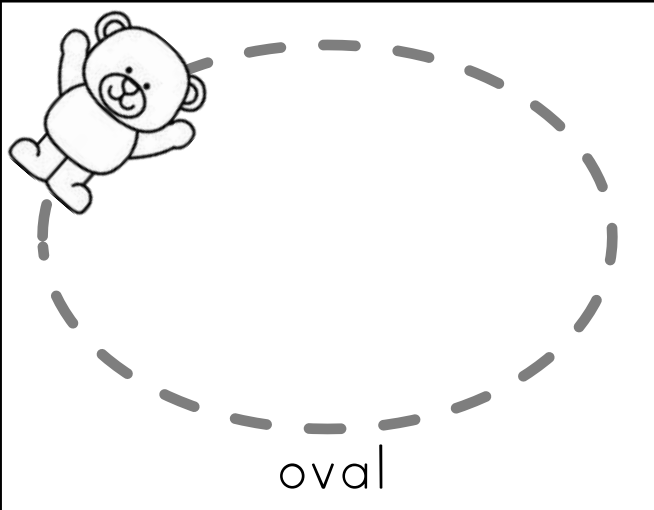
Trace the shapes with bear cookies.




square




circle




oval



rectangle



hexagon



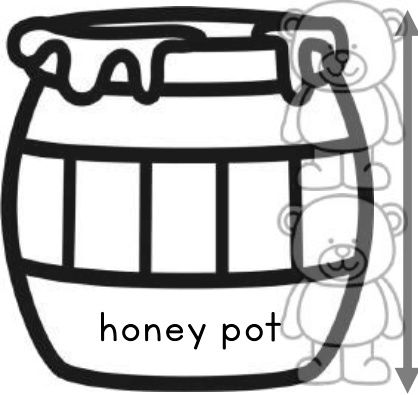



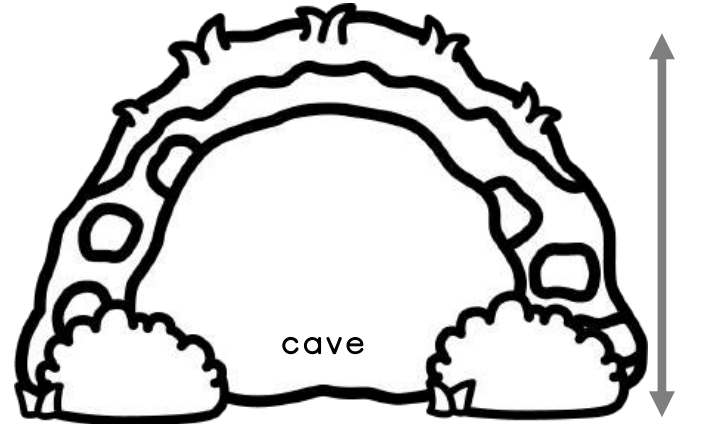

triangle

Name: _____



How Tall?

Use bear cookies to measure the height of each item. Write the number in the box.

| | | |
|---|--|--|
| <p>How many bears tall?</p> <p><input type="text" value="2"/></p>  <p>honey pot</p> | <p>How many bears tall?</p> <p><input type="text"/></p>  <p>sign</p> | <p>How many bears tall?</p> <p><input type="text"/></p>  <p>tree</p> |
| <p>How many bears tall?</p> <p><input type="text"/></p>  <p>blackberry</p> | <p>How many bears tall?</p> <p><input type="text"/></p>  <p>cave</p> | <p>How many bears wide?</p> <p><input type="text"/></p>  <p>campfire</p> |

Name: _____



Beginning Sounds

Place a bear cookie under the picture that begins with the letter B.



banana




kite



tiger



bus




hammer



bike



carrot



bow



monkey



bottle



butterfly




car

Name: _____



Journaling

Some bears live in the woods. Count and color the bears below.



© Play to Learn Preschool

I see _____ bears.

- 1 2 3 4 5 6 7 8 9 10

What would you do if you saw a bear in the woods?

MORE RESOURCES

for preschool and Pre-K learners:

Circle Time

10
LESSONS

BEARS Preschool Unit



Play to Learn Preschool

CONNECT:



PLAY TO LEARN
PRESCHOOL

[Facebook](#)

[Instagram](#)

[Blog](#)

[Pinterest](#)

CREDIT:

These talented artists made this possible.



Find more Bear resources in literacy, math, unit lesson plans, and more for preschool students.

Terms of Use: Play to Learn resources are for personal classroom and home use only. They may not be used commercially.

YES:

- You may use this resource at home with your own children or in your classroom with your own students.
- You may print copies for your own children or students.
- You may send printed copies home with your students.
- You may use these lessons yourself to provide virtual teaching videos for your own students who might be learning at home.

NO:

- You may NOT post this file to any file sharing website. (DropBox, Google Drive, Facebook, Amazon, SeeSaw, etc.)
- You may NOT resell these resources.
- You may NOT send these PDFs via email for students to print at home.
- You may NOT share these PDFs with colleagues via email or otherwise.
- You may not claim these resources or ideas as your own.
- You may NOT use these resources to teach lessons that you **sell** online. (Teaching your own students – great. Selling these lessons, even if you do them yourself, online – not permitted.) This includes OutSchool and similar platforms.