

Rhyming Folders

File Folder Games

Objectives:

- The students will play with words, sounds, and rhymes.
- The students will recognize and create rhyming words.

Preparation:

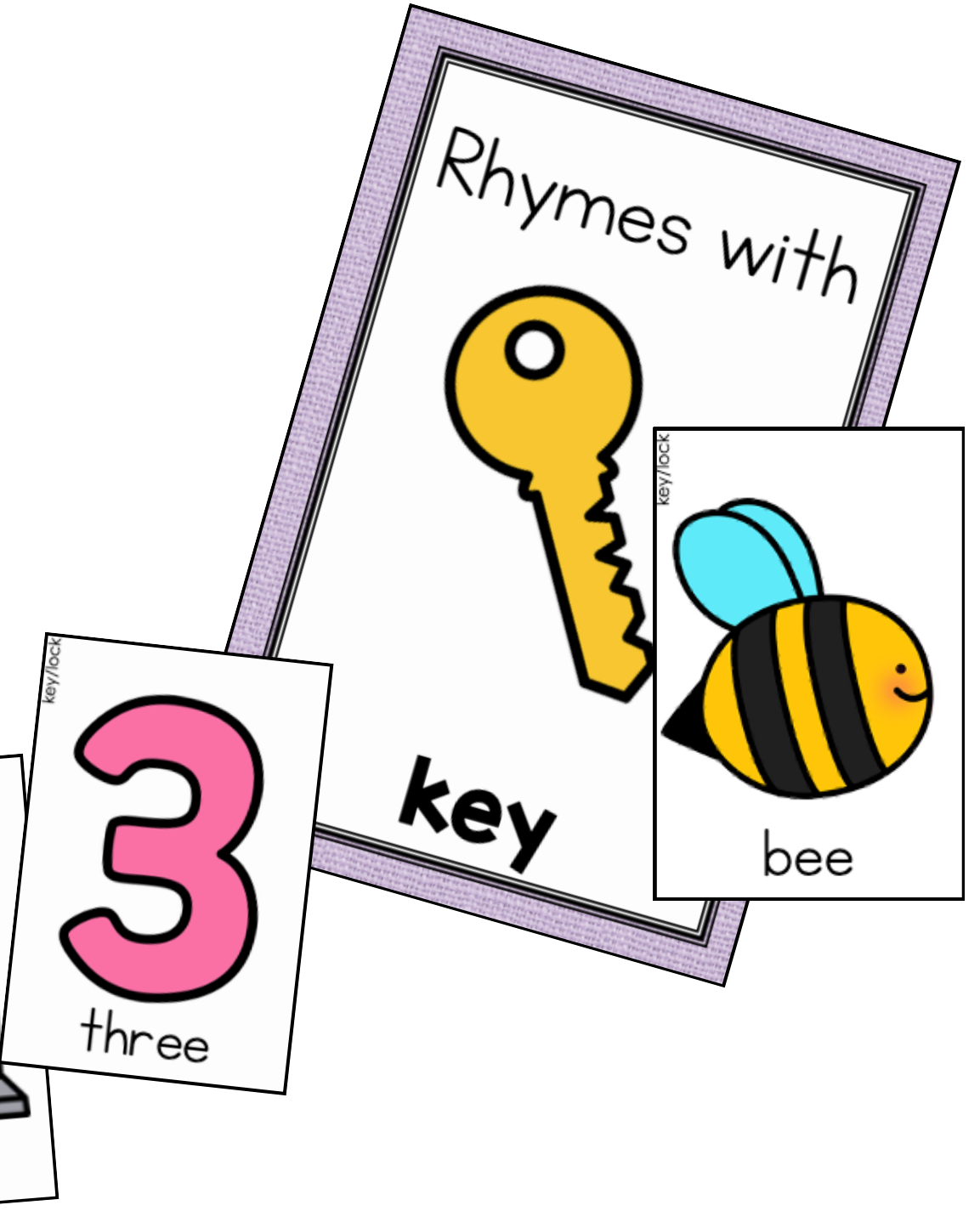

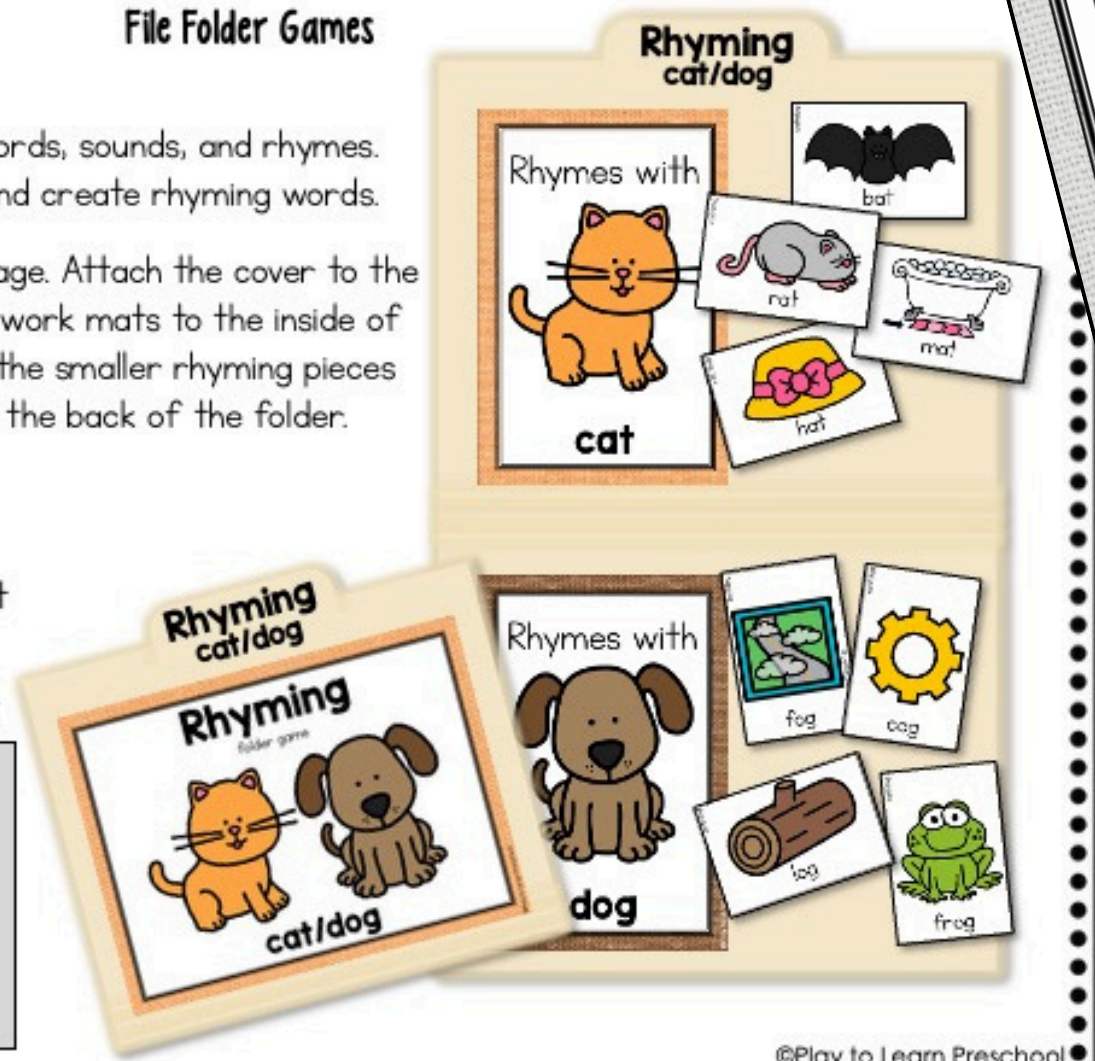
Print each page. Attach the cover to the front of a file folder. Attach the work mats to the inside of the file folder. Laminate and cut the smaller rhyming pieces and place in a baggie attached to the back of the folder.

Procedure:

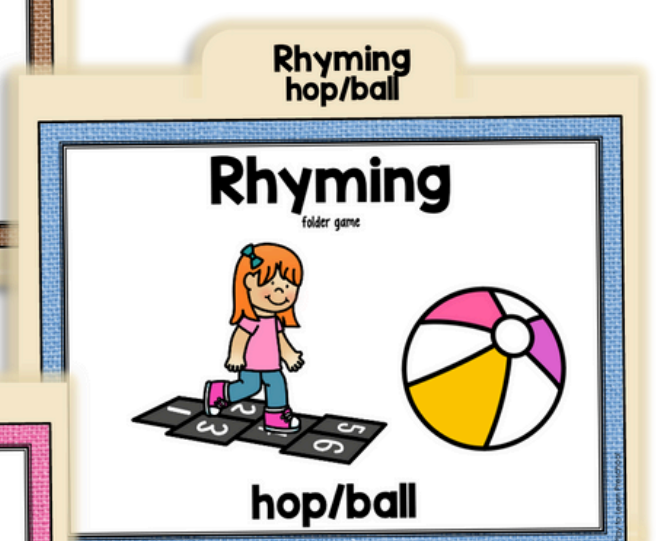
Students say each word on the work mat. Students then choose the correct rhyming word and place it on the correct section of the file folder.

Differentiation Idea:


For extra support with rhyming, have two students work together to complete the folder. Each student takes a turn to pick a card and find its rhyming match.



EVERYTHING IS
PLANNED FOR YOU



10 FOLDER GAMES!




FOLDER GAMES PRE-K BUNDLE

130+ LEARNING GAMES



“My students found these file folder games really engaging. We use these as our morning work.”



BUY NOW

MAKE PLANNING
STRESS FREE!

HAVE FUN PLAYING AND LEARNING WITH YOUR STUDENTS!

Meet Jamie

Jamie is the founder and C.E.O. of Play to Learn Preschool. She holds a bachelor's degree in Early Childhood Education and a master's degree in Reading Education. Jamie teaches in her private preschool classroom and works to create meaningful, play-based learning experiences for her students and to share helpful ideas with preschool teachers everywhere.



© Play to Learn Preschool



playtolearnpreschool.us

[@playtolearnps](https://www.instagram.com/playtolearnps)

Play to Learn Preschool