

Pumpkin Writing Cards

These pumpkin writing cards make practicing letters and numbers fun and easy for little learners. Perfect for preschool and kindergarten, they give kids plenty of hands-on practice with a simple, low-prep setup.



Learning Objectives:

Letter and Number Recognition – Students will identify uppercase and lowercase letters A-Z and numbers 0-10, reinforcing early literacy and numeracy skills through hands-on practice.

Pre-Writing and Fine Motor Development – Students will use proper stroke formation to trace and begin writing letters and numbers, strengthening hand coordination and pencil grip in preparation for independent writing.

Preparation:


- **Print** the pages on standard paper or cardstock for durability.
- **Laminate** the sheets for reuse or place them in dry-erase pockets.
- **Cut** along the lines to create individual writing cards.

How to Use:

Children use dry-erase markers to trace each uppercase and lowercase letter, as well as numbers 0-10. When they're done, just wipe and try again for endless practice!

Other Fun Uses:


- **Build the Letters & Numbers** – Instead of tracing with a marker, students can form the letters and numbers using small manipulatives like **pumpkin erasers, counters, orange pom-poms, or beads**, reinforcing letter recognition and fine motor skills.
- **Hands-On Letter Formation** – Encourage students to shape letters with **waxed yarn, pipe cleaners, or playdough**, giving them a tactile way to explore letter and number shapes before writing.
- **Sensory Writing Practice** – Place the cards under a **clear sensory bin** filled with hair gel or sand. Students can trace the letters by pressing with their fingers, promoting sensory exploration and early writing skills.



Storage Tips:

Keep the cards in a small basket or on a binder ring for easy access. Provide a dry-erase marker and cloth or eraser alongside the set for independent use.

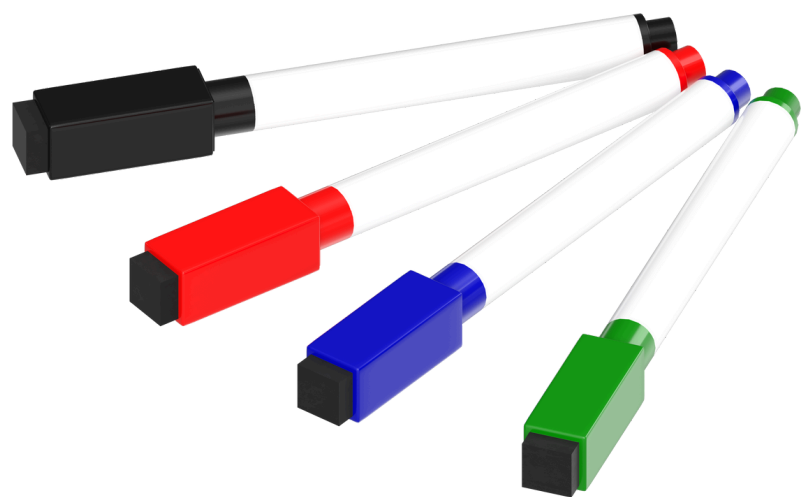


©Play to Learn Preschool



“The write-and-wipe feature is fantastic for allowing repeated practice without wasting paper.”



EVERYTHING IS
PLANNED FOR YOU



“This center is great for my lower and higher level groups.”

★ ★ ★ ★ ★

BUILD CONFIDENCE WITH
INDEPENDENT CENTERS

Circle Time

10
LESSONS

PUMPKINS

Preschool Unit



Play to Learn Preschool

“I loved this resource! Its super easy to use and full of great things. Saved me so much time with planning!”



BUY NOW

MAKE PUMPKIN PLANNING

STRESS FREE!

HAVE FUN PLAYING AND LEARNING WITH YOUR STUDENTS!

Meet Jamie

Jamie is the founder and C.E.O. of Play to Learn Preschool. She holds a bachelor's degree in Early Childhood Education and a master's degree in Reading Education. Jamie teaches in her private preschool classroom and works to create meaningful, play-based learning experiences for her students and to share helpful ideas with preschool teachers everywhere.



© Play to Learn Preschool



playtolearnpreschool.us

[@playtolearnps](https://www.instagram.com/playtolearnps)

Play to Learn Preschool