

Fire Safety Tracing Cards

These fire safety writing cards make practicing letters, numbers, and shapes exciting for young children! Featuring fire hydrants with lines to trace, they're perfect for preschool and kindergarten. With a simple, low-prep setup, kids get plenty of hands-on practice while learning.

Learning Objectives:

Letter and Number Recognition – Students will identify uppercase and lowercase letters A-Z, numbers 0-10, and shapes reinforcing early literacy and numeracy skills through hands-on practice.

Pre-Writing and Fine Motor Development – Students will use proper stroke formation to trace and begin writing letters and numbers, strengthening hand coordination and pencil grip in preparation for independent writing.

Preparation:

- **Print** the pages on standard paper or cardstock for durability.
- **Cut** along the lines to create individual writing cards.
- **Laminate** the sheets for reuse or place them in dry-erase pockets.

How to Use:

Children use dry-erase markers to trace each uppercase and lowercase letter, as well as numbers 0-10 and shapes. When they're done, just wipe and try again for endless practice!

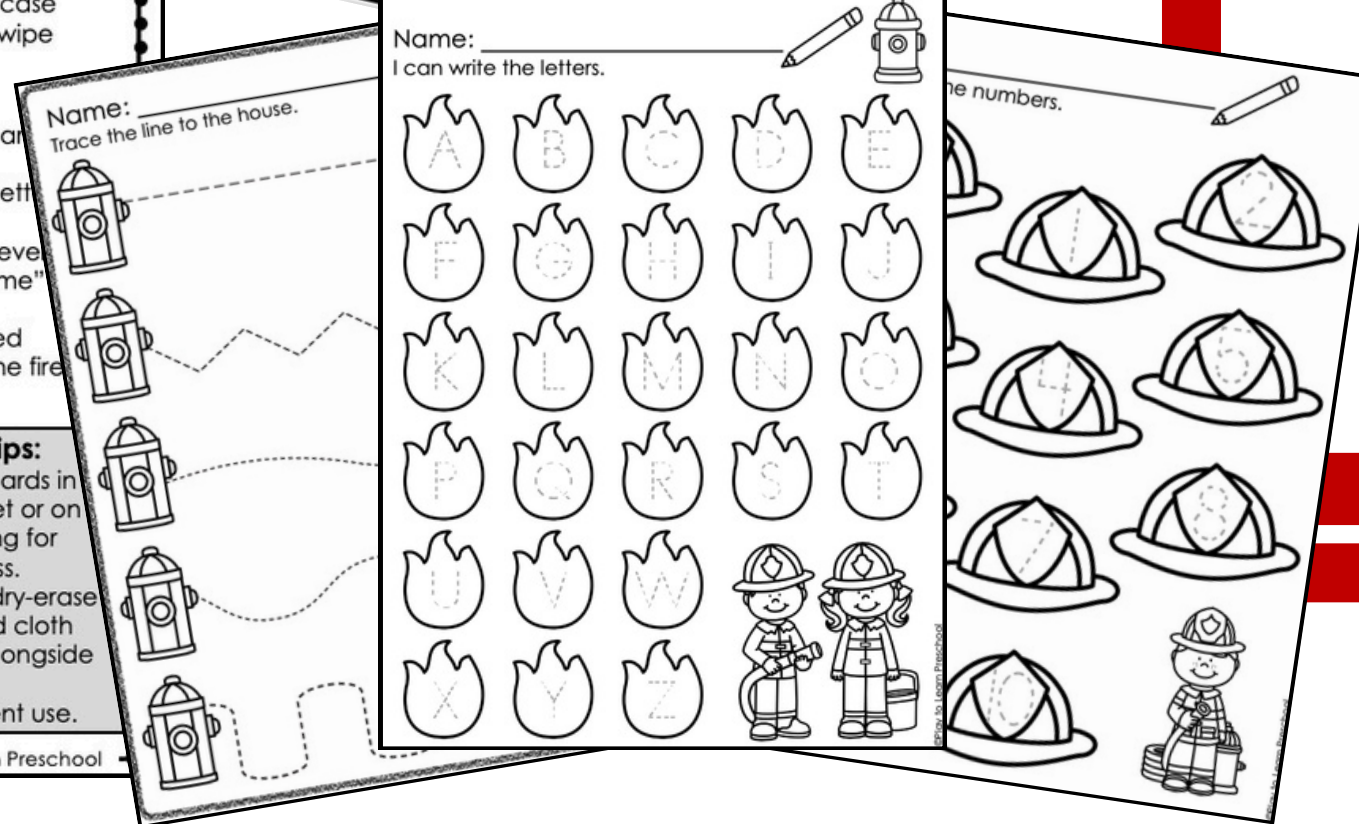

Other Fun Uses:

- **Build the Letters, Numbers, & Shapes** – Instead of tracing with a marker, students can form the letters, numbers, & shapes using small manipulatives like **mini erasers, pom-poms, or beads**, reinforcing letter recognition and fine motor skills.
- **Flame Colors Tracing** – Kids trace each letter, number, or shape several times using red, orange, and yellow markers to create a fiery "flame" effect while they practice.
- **Fire Hose Painting** – Give kids a thin paintbrush and cups of colored water to "spray" along the lines, pretending they're putting out the fire as they trace.

Storage Tips:

Keep the cards in a small basket or on a binder ring for easy access. Provide a dry-erase marker and cloth or eraser alongside the set for independent use.





©Play to Learn Preschool



“The write-and-wipe feature is fantastic for allowing repeated practice without wasting paper.”



EVERYTHING IS
PLANNED FOR YOU



“This center is great for my lower and higher level groups.”




BUILD CONFIDENCE WITH
INDEPENDENT CENTERS

Circle Time

5 LESSONS

FIRE SAFETY

Preschool Unit



Smoke detectors and fire alarms help alert people to fires.

FIRE
PUSH IN
PULL DOWN

Hurry, Hurry, Drive the Firetruck
Action Song

Hurry, hurry, drive the fire truck.
Hurry, hurry, drive the fire truck.
Hurry, hurry, drive the fire truck.
Ding, ding, ding, ding, ding!

climb the ladder

Where's the Hose?
Firefighter, firefighter,
Where's the hose?

Pick a number.
Let's see what you get!

0 1 2 3 4

Play to Learn Preschool



“My students enjoyed these firefighter activities, especially the game where they had to find the hose!”



BUY NOW

MAKE FIRE SAFETY PLANNING
STRESS FREE!

HAVE FUN PLAYING AND LEARNING WITH YOUR STUDENTS!

Meet Jamie

Jamie is the founder and C.E.O. of Play to Learn Preschool. She holds a bachelor's degree in Early Childhood Education and a master's degree in Reading Education. Jamie teaches in her private preschool classroom and works to create meaningful, play-based learning experiences for her students and to share helpful ideas with preschool teachers everywhere.



© Play to Learn Preschool



playtolearnpreschool.us

[@playtolearnps](https://www.instagram.com/playtolearnps)

Play to Learn Preschool