

Apple Beginning Sounds

Children match pictures to beginning sounds and identify letters with this fun apple-themed activity using baskets, apples, and trucks. Perfect for preschool and kindergarten.



Learning Objectives:

- Beginning Sounds and Letter Recognition** – Students will identify uppercase and lowercase letters A-Z and their beginning sounds.
- Fine Motor Development** – Students will develop their fine motor skills as they handle, align, and match the cards.

Preparation:

- **Print** the pages on standard paper or cardstock for durability.
- **Laminate** the sheets for reuse.
- **Cut** along the lines to create individual cards.
- **Attach** the smaller cards to clothes pins for fine motor practice.

How to Use:



Lay out the apple basket and the apple and truck cards in a pile next to them. Students choose an apple basket and say the letter. Next, they search for the 2 coordinating picture cards with the matching letter. Once the match is complete, students make another set. Set an appropriate number of cards for your students.

Other Fun Uses:

- **Sensory Bin Match:** Fill a sensory bin with crinkle cut paper, apple cards, then students search for them to match with the baskets.
- **Alphabetical Order:** Students arrange the apple cards in alphabetical order before matching them with the coordinating bucket.
- **Write and Match:** After finding the correct matches, have students write the uppercase and lowercase letters on a whiteboard next to the picture to practice letter formation.
- **Vertical Fun:** Affix the apple baskets to a magnetic bulletin board then attach magnets to the back of each smaller card. Place cards in a container below the baskets for students to match. Use caution when using magnets with young children.



©Play to Learn




“These activities are so easy to use! Just print, laminate, and cut!”



EVERYTHING IS
PLANNED FOR YOU

PRINT, CUT, LAMINATE, & GO!



“I have used these activities with my preschoolers as well as beginning-of-year kinders!”



BUILD CONFIDENCE WITH
INDEPENDENT CENTERS

Circle Time

10
LESSONS

APPLES

Preschool Unit



“The lessons were easy to follow. My students enjoyed the songs and activities.”



BUY NOW

by *My to Learn Preschool*

MAKE SUMMER PLANNING

STRESS FREE!

HAVE FUN PLAYING AND LEARNING WITH YOUR STUDENTS!



© Play to Learn Preschool

Meet Jamie

Jamie is the founder and C.E.O. of Play to Learn Preschool. She holds a bachelor's degree in Early Childhood Education and a master's degree in Reading Education. Jamie teaches in her private preschool classroom and works to create meaningful, play-based learning experiences for her students and to share helpful ideas with preschool teachers everywhere.



playtolearnpreschool.us



[@playtolearnps](https://www.instagram.com/playtolearnps)



Play to Learn Preschool