

## Pond Colors Game

This pond-themed board game makes it fun for preschoolers to practice naming and identifying colors. As they hop along the path, students build important skills like color recognition, visual discrimination, and vocabulary—all of which help lay the foundation for reading and math.



### Learning Objectives:

1. **Logical Thinking** – students will sort game pieces based on color.
2. **Prosocial Behavior** – students will practice sharing materials, taking turns, and cooperating with peers during centers, promoting social-emotional development.
3. **Visual Discrimination** – students will develop the ability to recognize, compare, and match colors on a game board.

### Preparation:



- **Print** the pages on standard paper or cardstock. Laminate if desired.
- **Cut** along the lines to separate the cards and mats.
- **Glue** the two pages together to create the Frog Crossing game mat.

### How to Use:

- **Frog Crossing Game** – Attach binder clips to the bottom of the frog pawns so they stand up. Shuffle the cards and place in a pile near the game board. Students choose a card, look at the color, then move their frog to the colored lily pad. Students take turns until all frogs are across the pond.
- **Turtle Color Sorting** – Choose appropriate amount of color mats for the students and place at the table with the shuffled sorting cards. Students choose a card and place it with its matching-colored mat.

### Other Fun Uses:



- **Manipulatives Sort** – Instead of sorting cards, students can sort small manipulatives such as **mini erasers, pom-poms, or beads** to the sorting mats.
- **Sensory Sorting Practice** – Place the Turtle Color Sorting cards in a plastic terrarium with green shredded paper. Students search for the cards then place them with the coordinating color mat.



**Storage Tips:**  
Keep the cards in a small basket or in a zip-top bag for storage.

©Play to Learn Preschool

PRINT  
CUT  
LAMINATE  
GO

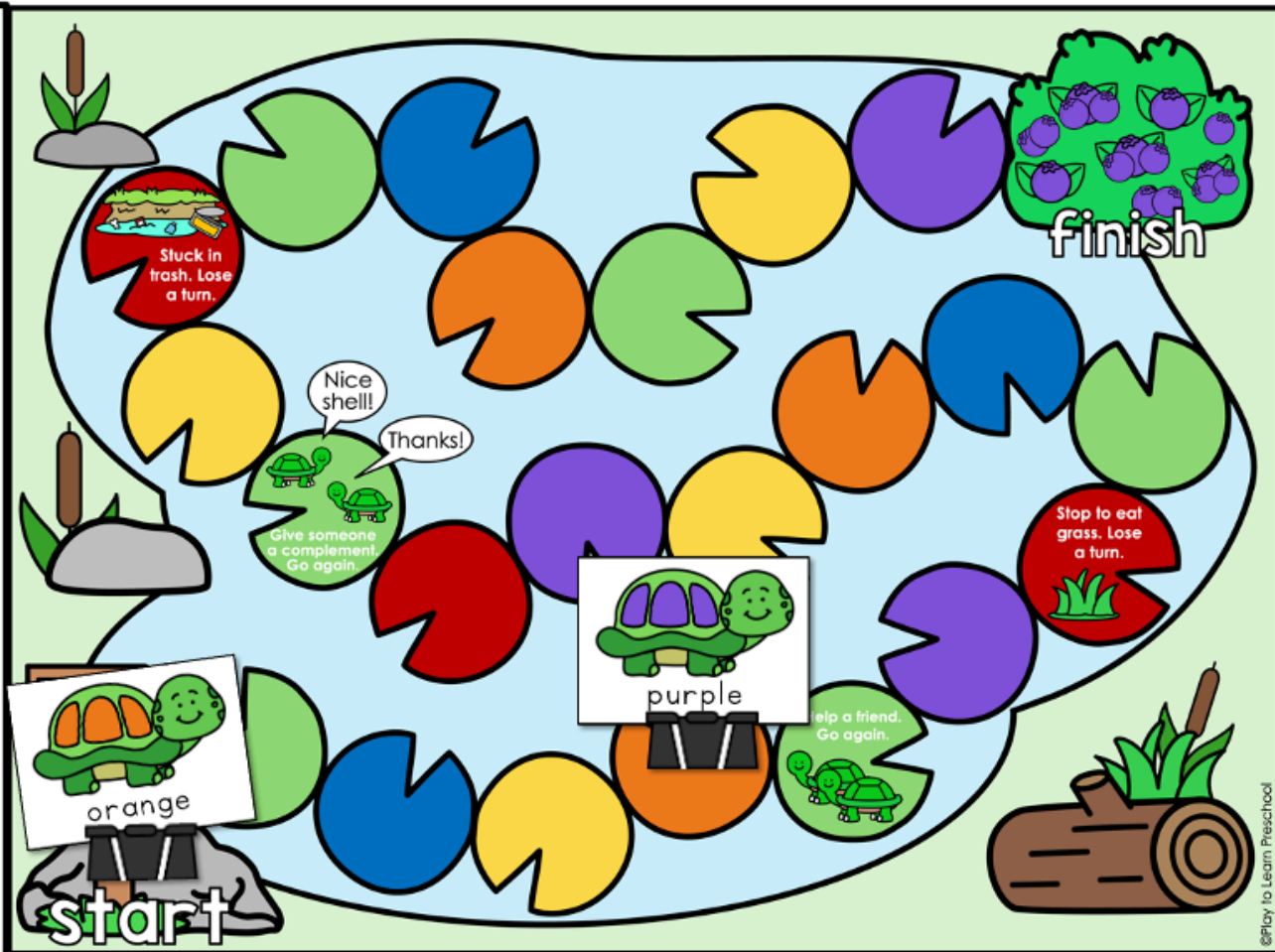


“Play to Learn has the best resources. So engaging and hands-on.”




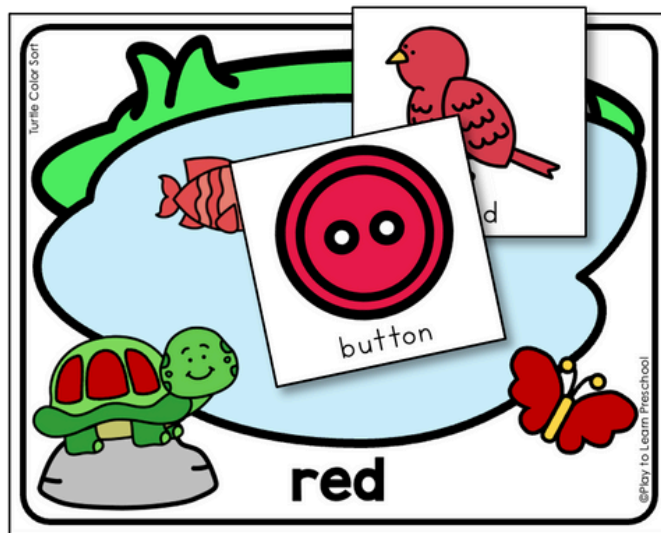

EVERYTHING IS  
PLANNED FOR YOU

# Turtle Crossing Game



## Learning Objectives:

- **Color recognition** - students practice color recognition by matching cards to the game board or mats.
- **Fine motor development** - students build fine motor skills as they move frog game pieces and place sorting cards.

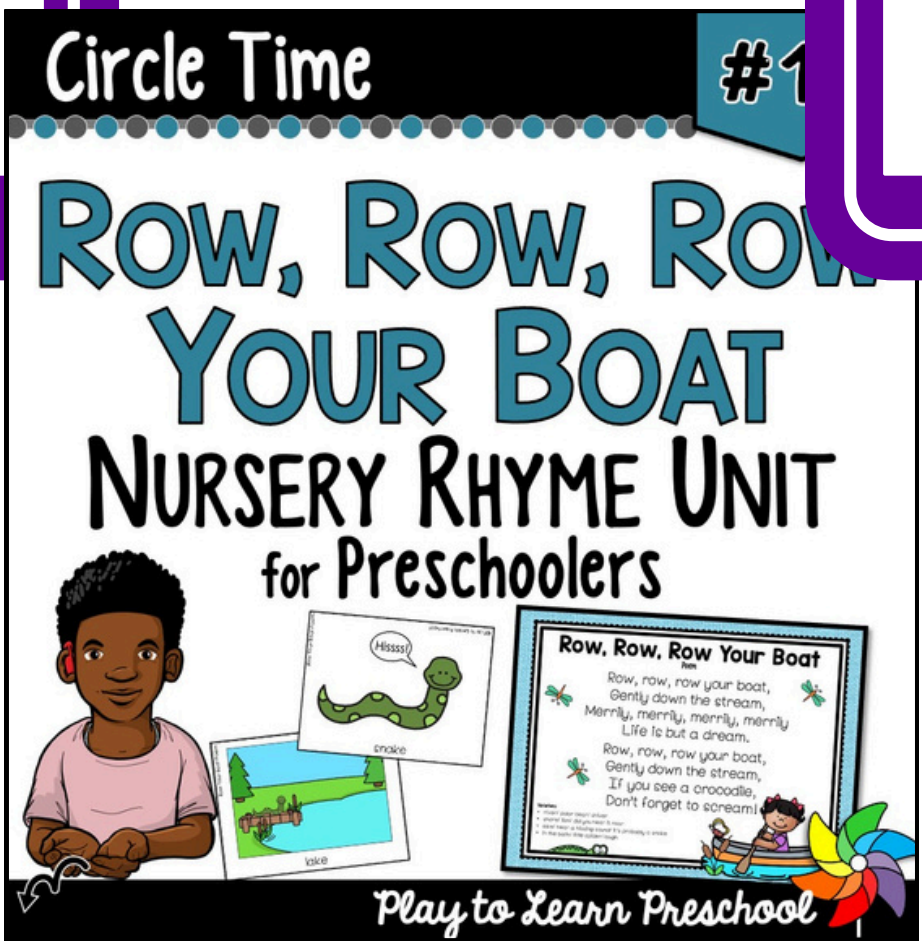
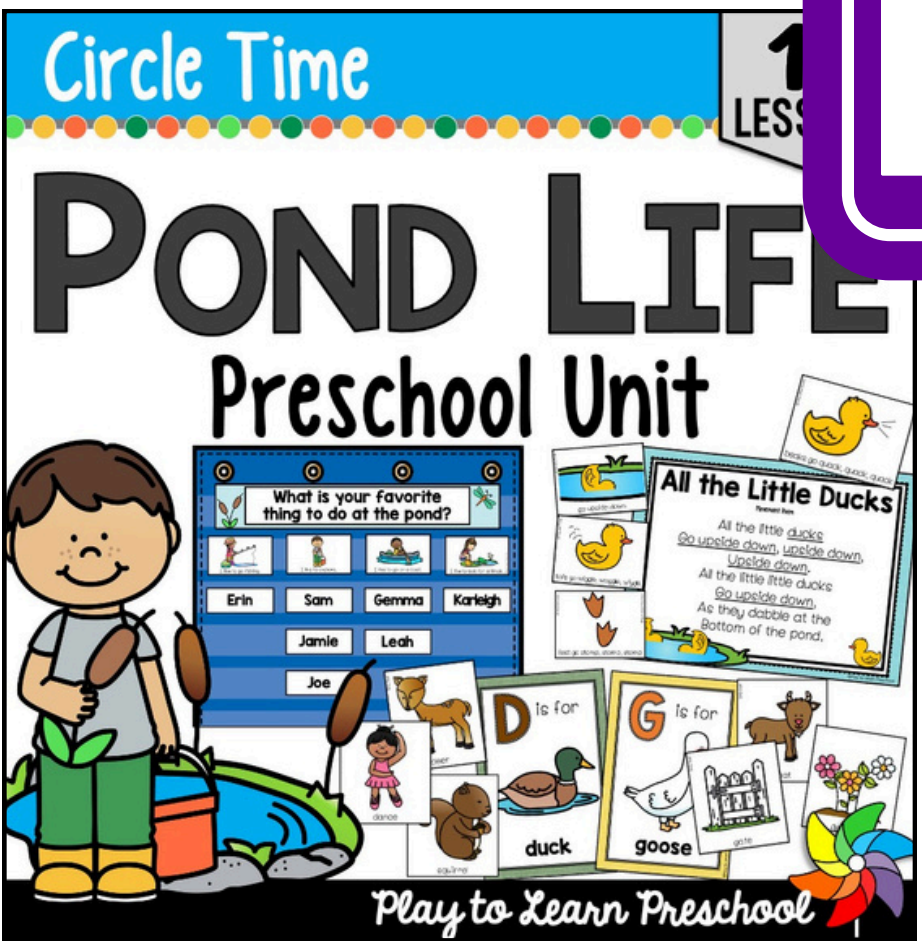


BUILD CONFIDENCE WITH  
INDEPENDENT CENTERS

“The lessons were easy to follow. My students enjoyed the songs and activities.”



“This was a great resource for helping me teach nursery rhymes.”



LOOKING FOR  
MORE ABOUT PONDS?

# HAVE FUN PLAYING AND LEARNING WITH YOUR STUDENTS!



© Play to Learn Preschool

## Meet Jamie

Jamie is the founder and C.E.O. of Play to Learn Preschool. She holds a bachelor's degree in Early Childhood Education and a master's degree in Reading Education. Jamie teaches in her private preschool classroom and works to create meaningful, play-based learning experiences for her students and to share helpful ideas with preschool teachers everywhere.



[playtolearnpreschool.us](http://playtolearnpreschool.us)



[@playtolearnps](https://www.instagram.com/playtolearnps)



Play to Learn Preschool