

Back to School Tracing Cards

These **Back-to-School Writing Cards** make practicing letters and numbers fun and engaging for little learners! Featuring **colorful backpacks** with letters and beginning sound **pictures** to match, this hands-on activity is perfect for **preschool and kindergarten**. It's an easy, low-prep way to reinforce letter recognition, handwriting, and phonemic awareness.

Learning Objectives:

1. **Letter Recognition & Sounds** – Identify uppercase and lowercase letters and their corresponding beginning sounds.
2. **Handwriting Practice** – Strengthen fine motor skills by tracing letters and numbers.
3. **Phonemic Awareness** – Connect sounds to letters with engaging picture cues.

Preparation:

- **Print** the pages on standard paper or cardstock. Laminate if desired.
- **Cut** along the lines to create individual backpack letter cards.
- **Provide** dry erase markers if using laminated cards for tracing.

How to Use:




Children use dry-erase markers to trace each uppercase and lowercase letter, as well as numbers 0-10 and shapes. When they're done, just wipe and try again for endless practice!

Other Fun Uses:

- **Build the Letters & Numbers** – Instead of tracing with a marker, students can form the letters and numbers using small manipulatives like **mini erasers, pom-poms, or beads**, reinforcing letter recognition and fine motor skills.
- **Hands-On Letter Formation** – Encourage students to shape letters using **wax-coated yarn sticks** (like Wikki Stix®), **pipe cleaners, or playdough**, giving them a tactile way to explore letter and number shapes before writing.
- **Sensory Writing Practice** – Place the cards under a **clear sensory bag** filled with hair gel or sand. Students can trace the letters by pressing with their fingers, promoting sensory exploration and early writing skills.

Storage Tips:

Keep the cards in a small basket or on a binder ring for easy access. Provide a dry-erase marker and cloth or eraser alongside the set for independent use.



“The write-and-wipe feature is fantastic for allowing repeated practice without wasting paper.”



EVERYTHING IS
PLANNED FOR YOU



“This center is great for my lower and higher level groups.”

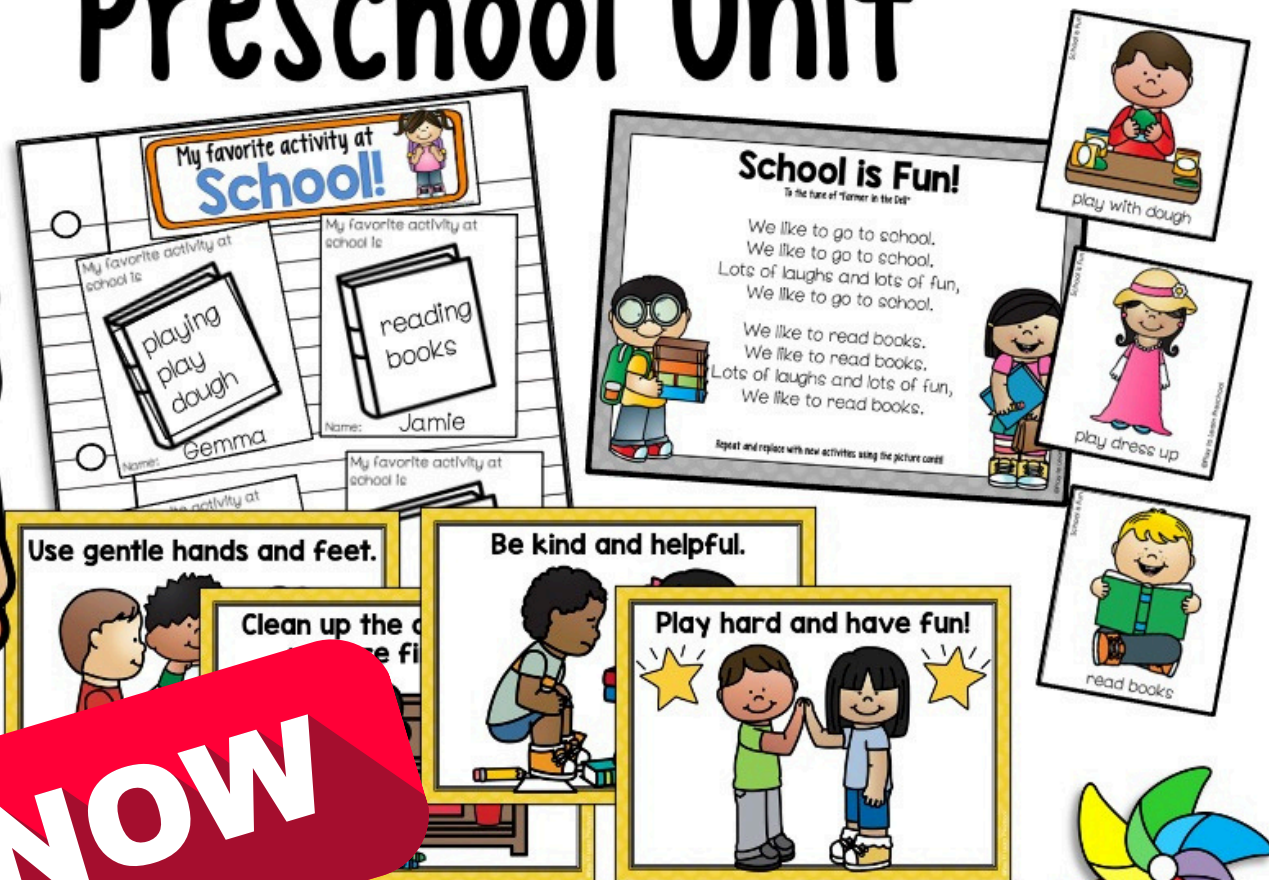


**BUILD CONFIDENCE WITH
INDEPENDENT CENTERS**

Circle Time

10
LESSONS

ALL ABOUT ME Preschool Unit



Play to Learn Preschool

BUY NOW

“I love how everything is organized into one unit. It makes planning a breeze!”



MAKE BACK TO SCHOOL PLANNING
STRESS FREE!

HAVE FUN PLAYING AND LEARNING WITH YOUR STUDENTS!



© Play to Learn Preschool

Meet Jamie

Jamie is the founder and C.E.O. of Play to Learn Preschool. She holds a bachelor's degree in Early Childhood Education and a master's degree in Reading Education. Jamie teaches in her private preschool classroom and works to create meaningful, play-based learning experiences for her students and to share helpful ideas with preschool teachers everywhere.



playtolearnpreschool.us



[@playtolearnps](https://www.instagram.com/playtolearnps)



Play to Learn Preschool