

School Beginning Sounds

Children match pictures to beginning sounds and identify letters with this fun back-to-school themed activity using school house mats and bell cards. Perfect for preschool and kindergarten.



Learning Objectives:

Beginning Sounds and Letter Recognition – Students will identify uppercase and lowercase letters A-Z and their beginning sounds, reinforcing early literacy skills through hands-on practice.

Fine Motor Development – Students will develop their fine motor skills as they handle, align, and match the cards. This activity supports hand-eye coordination and finger strength, essential for writing and other classroom tasks.

Preparation:

- Print the pages on standard paper or cardstock for durability.
- Laminates the sheets for reuse.
- Cut along the lines to create individual cards.

How to Use:

Lay out the school house mats and a stack of the bell letter cards next to them. Students choose a school house and say the letter. Next, they search for the coordinating matching letter bell card. Once the match is complete, they can move on to make another set. Set out the appropriate number of cards for your students. For additional support assemble the alphabet strip and place at the literacy center.

Other Fun Uses:


- **Alphabetical Order:** Have older students arrange the school houses in alphabetical order before matching them with the coordinating bell cards.
- **Write and Match:** After finding the correct matches, have students write the uppercase and lowercase letters on a whiteboard.
- **Vertical Fun:** Affix the school houses to a magnetic bulletin board then affix magnets to the back of each bell card. Place the cards in a basket below the school houses for students to match. **Use caution when using magnets with young children.**



Storage Tips: Keep the cards in a small basket or on a tray for easy access. Store in a zippered bag when not in use.



©Play to Learn Preschool



Name: _____

Color the bell when the letter is the same as the one on the door.

Draw a line to the item that starts with that letter.

Name: _____

Circle the beginning letter of each picture. Color the pictures.

	P		Q
pencil	G	backpack	Y
	H		B
books	W	cubbies	C
	S		B
scissors	B	jacket	X
	U		A
	S		M
	T		J




“These activities are so easy to use! Just print, laminate, and cut!”



EVERYTHING IS
PLANNED FOR YOU

Included in this product:

- Uppercase Letter Mats
- Lowercase Letter Bell Cards
- Colorful Alphabet Strip
- Practice Pages
- Name Strips

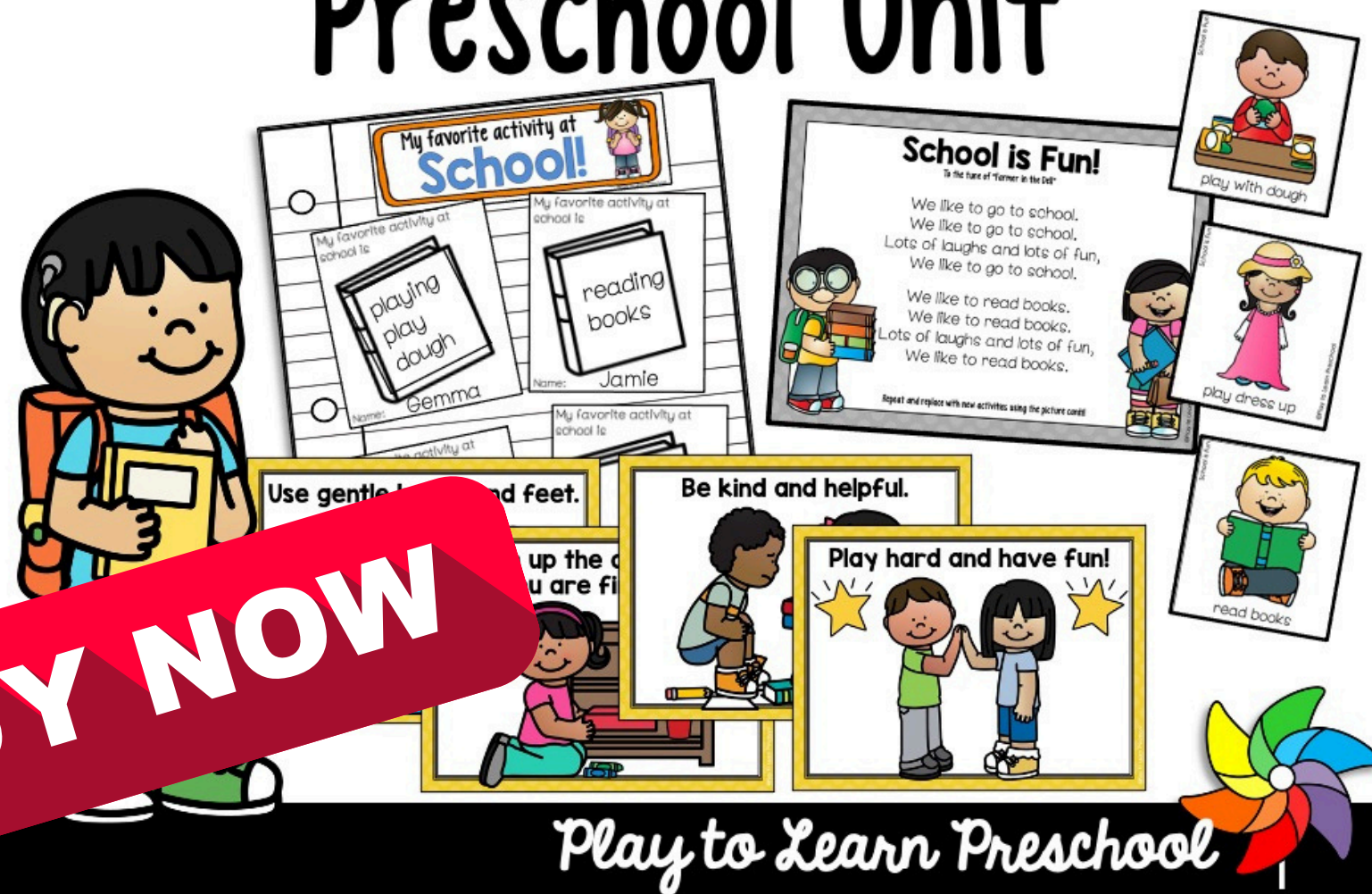


**BUILD CONFIDENCE WITH
INDEPENDENT CENTERS**

Circle Time

10
LESSONS

ALL ABOUT ME Preschool Unit



BUY NOW

“I love how everything is organized into one unit. It makes planning a breeze!”



MAKE BACK-TO-SCHOOL PLANNING
STRESS FREE!

HAVE FUN PLAYING AND LEARNING WITH YOUR STUDENTS!

Meet Jamie

Jamie is the founder and C.E.O. of Play to Learn Preschool. She holds a bachelor's degree in Early Childhood Education and a master's degree in Reading Education. Jamie teaches in her private preschool classroom and works to create meaningful, play-based learning experiences for her students and to share helpful ideas with preschool teachers everywhere.



© Play to Learn Preschool



playtolearnpreschool.us

@playtolearnps

Play to Learn Preschool