


Apple Shape Activities

Preschoolers will practice identifying and matching 2D shapes by placing apples with their matching baskets. These activities build early math skills, support visual discrimination, and help develop fine motor coordination.

Learning Objectives

Shape Recognition – Students will identify and match various apple shapes to the correct baskets.

Fine Motor Development – Students will develop hand strength, coordination, and pre-writing skills as they handle the pieces.



Preparation:



- **Print** the pages on cardstock for durability.
- **Laminate** the pages for reuse.
- **Cut out** the pieces.

How to Use:

1. **Apple Shape Match** - Choose the appropriate number of apple basket mats for your students and place them at the center. Shuffle the matching apple cards and place them face down on the apple orchard mat. Students pick a card off the top of the deck and match it to the appropriate basket.
2. **Optional Uses** – Add the bee shape cards for more challenge. Use clips instead of the mat to increase fine motor skills.

Other Fun Uses:

- **Magnet Board:** Affix the apple baskets to a magnetic bulletin board. Place magnets on the back of the apple and bee cards. ****Please use caution when using magnets with young children. Supervision is advised.**** Place the apple shape cards at the base of the bulletin board. Students pick a card and place it with the appropriate basket. Bee shape cards can be added for another level of challenge.
- **Sensory Bin:** Assemble the cards on a bulletin board as instructed above, but hide the apple cards in a sensory tub filled with crinkle cut green paper. Students search for the cards to match.




“Fun and engaging activities to use with preschool and kinder students.”






EVERYTHING IS
PLANNED FOR YOU

Learning Objectives:



Fine motor development - students build fine motor skills by clipping apples to their matching baskets

Use with clips or play with the game mat



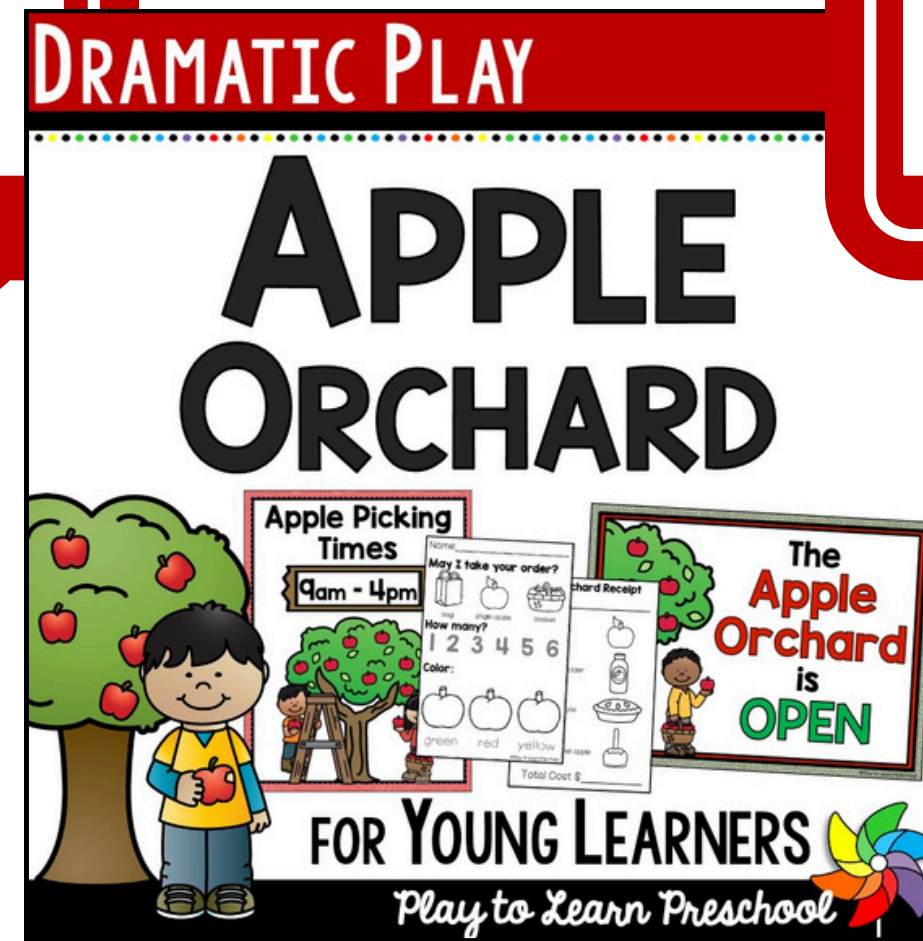
Shape recognition - matching apple shapes to their corresponding baskets.

**BUILD CONFIDENCE WITH
INDEPENDENT CENTERS**

“It was well-organized, easy to use, and saved me a lot of planning time.”



“This was the perfect resource for our dramatic play area for the month of September!”



LOOKING FOR
MORE APPLE FUN?

HAVE FUN PLAYING AND LEARNING WITH YOUR STUDENTS!



© Play to Learn Preschool

Meet Jamie

Jamie is the founder and C.E.O. of Play to Learn Preschool. She holds a bachelor's degree in Early Childhood Education and a master's degree in Reading Education. Jamie teaches in her private preschool classroom and works to create meaningful, play-based learning experiences for her students and to share helpful ideas with preschool teachers everywhere.



playtolearnpreschool.us



[@playtolearnps](https://www.instagram.com/playtolearnps)



[Play to Learn Preschool](https://www.facebook.com/PlaytoLearnPreschool)