

Summer Shape Activities

Preschoolers will practice identifying and matching 2D shapes by placing fireflies with their matching nighttime sky. These activities build early math skills, support visual discrimination, and help develop fine motor coordination.



Learning Objectives

Shape Recognition— Students will identify and match various shapes by pairing fireflies and nighttime skies.

Fine Motor Development— Students will develop hand strength, coordination, and pre-writing skills as they handle the pieces.

Preparation:

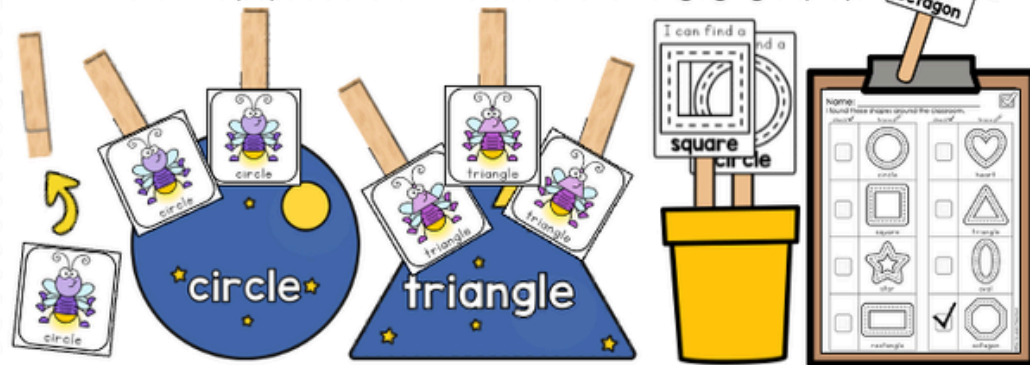
- **Print** the pages on cardstock for durability.
- **Laminate** the pages for reuse.
- **Cut** out the pieces and assemble according to directions.

How to Use:



1. **Firefly Shape Match** - Attach the firefly shape cards to clothes pins for students to clip to the night time sky mats. Students choose a nighttime sky mat then find and attach the matching fireflies. Start with a few shape mats and progress with difficulty as desired. Choose the shape mats appropriate for your students.
2. **Looking for Fireflies** - Students choose a shape magnifying glass then search the room for the same shaped firefly. A checklist is included to increase the challenge as students progress.

Other Fun Uses:

- **Scavenger Hunt:** Hide the firefly cards in a plastic jar filled with yellow pom poms. Students search for the correct firefly in the jar to match to the sky mat.
- **Store** the magnifying glasses in a small pot filled with beans. Stick the popsicle sticks in the beans for an engaging display.




©Play to Learn Preschool



“Fun and engaging activities to use with preschool and kinder students.”



EVERYTHING IS
PLANNED FOR YOU



Learning Objectives:

➤ **Fine motor development** - students build fine motor skills by clipping fireflies to their matching nighttime sky.

➤ **Shape recognition** - students practice shape recognition by searching for shapes through special magnifying glasses.

**BUILD CONFIDENCE WITH
INDEPENDENT CENTERS**

“The lessons were easy to follow. My students enjoyed the songs and activities.”



“My students loved the activities and real-life photographs of insects.”



Circle Time

1 LESSON

SUMMER

Preschool Unit

Watermelons are delicious:
See | Hear | Taste | Touch | Smell

Play to Learn Preschool

Circle Time

1 LESSON

INSECTS

Preschool Unit

It's an Insect
It's an insect, Not a spider, It has six legs, Not eight!
Three on this side, Three on that side, We love insects! Aren't they great?!

Ladybugs
Ladybugs fly up and down, Up and down, up and down, Ladybugs fly up and down, They are so neat!
Why do they wiggle and fly away? Eeeeeeee Eeeeeeee They flap their wings and fly away. We love them so much!

Play to Learn Preschool

BUY NOW

LOOKING FOR MORE ABOUT PONDS?

HAVE FUN PLAYING AND LEARNING WITH YOUR STUDENTS!



© Play to Learn Preschool

Meet Jamie

Jamie is the founder and C.E.O. of Play to Learn Preschool. She holds a bachelor's degree in Early Childhood Education and a master's degree in Reading Education. Jamie teaches in her private preschool classroom and works to create meaningful, play-based learning experiences for her students and to share helpful ideas with preschool teachers everywhere.



playtolearnpreschool.us



[@playtolearnps](https://www.instagram.com/playtolearnps)



Play to Learn Preschool