

• 10 DAYS OF FULL-PLANNED LESSONS

- 10 INDEPENDENT CENTERS
- BOOK RECOMMENDATIONS

Introduction to activate prior knowledge.

Objectives written in kid-friendly language.

Daily extension activities, including ASL instruction.

Fall Fun

Activate Background Knowledge

Day 1 lesson plans

Introduce the new unit (Fall) to the students. Bring in a few items that represent fall (leaves, acorns, apples, pumpkins, or pinecones). Engage in discussion questions.

Objectives:

- The students will describe the fall/autumn season by inspecting real photographs.
- The students will use their senses to observe real fall objects and recall what they know about fall.
- The students will sort pictures into 2 groups.

Activities:

1. Show the photograph posters of fall scenes.
2. Ask students what they know about fall.
3. Explain that there are 2 words that describe the season: fall and autumn.
4. Sort pictures into 2 groups: Fall or Not Fall.

Extension Idea:
Teach the ASL sign for **autumn**. Cross arms, then move your dominant hand down twice, to represent the leaves falling.

Step-by-step directions for each activity.

Songs, poems, carpet games, and more!

“ This made planning a breeze!! No guess work. ”

★ ★ ★ ★ ★

SPEND LESS TIME PLANNING & MORE TIME TEACHING

Scarecrow

Blackbird, blackbird
where could you be?

Pick a scarecrow
one two three four

Mini Pumpkin Pies

- Roll out the pie crust.
 - 2 pie crusts
 - Roll out the dough
 - Use a cup to cut out the dough to fit in individual muffin pans.
- Mix sugar and spices.
 - 1/2 cup brown sugar
 - 1/2 teaspoon cinnamon
 - 1/2 teaspoon ginger
- Add spices and salt.
 - 1/4 teaspoon ground cloves
 - 1/4 teaspoon nutmeg
 - 1/2 teaspoon salt
- Mix in pumpkin, evaporate milk, and egg.
 - 1 (15oz) can pumpkin
 - 1 1/4 cup evaporated milk
 - 1 egg
- Spoon the mixture into mini pie crusts.
- Bake at 400°F for 18-20 minutes.

Which one is missing?

5 Forest Animals
soamper on the ground.
Playing, hiding,
running all around.
If one climbs up
this forest tree
How many animals
will there be?

This food grows on a tree.

This food does NOT grow on a tree.

Leaves change from green to yellow and red.

Farmers put scarecrows in the fields to stop the birds from eating the crops.



“ So many great resources and activities in here. The kids LOVED it! ”

★ ★ ★ ★ ★

EVERYTHING YOU NEED

What is your favorite thing to do in the **Fall**?





I like to eat apples.


I like to jump in leaves.


I like to pick pumpkins.

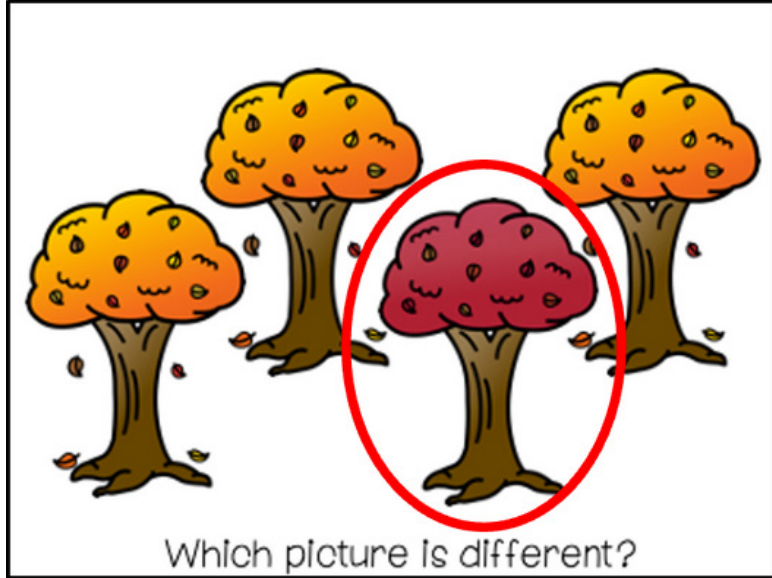
 Annabelle
 Alana
 Alice

 Olive
 Kaylee

 Andrew
 Col
 Miss G

“ My pre-K students had a wonderful time learning about all things fall! ”
★ ★ ★ ★ ★

**PROVIDE
PURPOSEFUL & ENGAGING
INSTRUCTION**



Counting

 one	 two
 three	 four
 five	 six
 seven	 eight

leaf

acorn

owl

10	2	5

Trace the lines.

“The students loved this resource! It was a fun way to get to know each other!”

★ ★ ★ ★ ★

**BUILD CONFIDENCE WITH
INDEPENDENT CENTERS**

Circle Time

10
LESSONS

FALL

Preschool Unit

I See Fall
I see leaves.
I see acorns.
I see apples.
I see a scarecrow.
I see a squirrel.
I see a wagon.
I see fall.

Which color leaf is your favorite?

Red	Orange	Brown	Yellow
Sam	Dean	John	Ruby
Charlie	Cas		

Fall
Trees lose their leaves.

Not Fall
sliding
sandcastle

Winter Spring Summer Fall

Play to Learn Preschool

“
These units
are a life
saver for me!
”



BUY NOW

MAKE BACK TO SCHOOL

STRESS FREE!

HAVE FUN PLAYING AND LEARNING WITH YOUR STUDENTS!



© Play to Learn Preschool

Meet Jamie

Jamie is the founder and C.E.O of Play to Learn Preschool. She has her bachelor's degree in Early Childhood Education and a master's degree in reading education. She has taught in both public and private schools and works tirelessly to create meaningful and delightful preschool experiences for both her virtual and in-person preschool students.



playtolearnpreschool.us



[@playtolearnps](https://www.instagram.com/playtolearnps)



[Play to Learn Preschool](https://www.facebook.com/PlaytoLearnPreschool)