

Spring Word Families

Young learners explore and practice word families with this engaging **spring-themed rhyming activity!** Featuring flower pot bases labeled with word families and colorful coordinating flowers, students strengthen early literacy skills through **sorting and hands-on word recognition**. This activity is perfect for **preschool and kindergarten** classrooms.



Learning Objectives:

Word Family Recognition – Students will identify common word families (-at, -an, -op, -ig, -un, -og, -ap, -ag, -en, -et) and practice grouping words with similar spelling patterns, reinforcing early reading and rhyming skills.

Fine Motor Development – As students handle, align, and match the flower pieces to the correct pots, they enhance their **hand-eye coordination** and **finger dexterity**, essential for pre-writing skills.

Preparation:


- **Print** the pages on standard paper or cardstock for durability.
- **Laminate** the sheets for reuse in centers or small groups.
- **Cut** along the lines to create individual flower pots and word flowers.

How to Use:

1. Lay out the **flower pot word bases** and **letter/picture flower cards**.
2. Students **select a flower** and read the word aloud using the picture for clues.
3. They **find the matching flower pot** that has the correct word family ending and place the flower above a stem.
4. Continue until all flowers are **sorted**.
5. Choose the appropriate number of pots for your students.

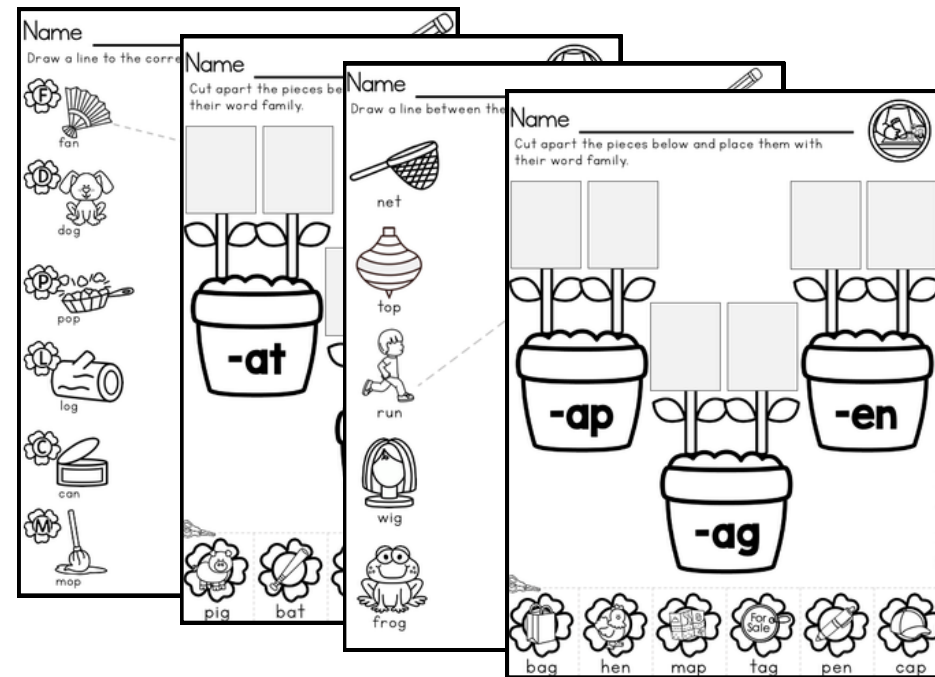

Other Fun Uses:

- **Sensory Bin Sort** – Hide the flower word cards in a sensory bin filled with shredded brown paper and let students search for them then **match them to the correct flower pot**.
- **Write & Match** – After completing the activity, have students write each word on a **whiteboard** to reinforce spelling and handwriting.



Storage Tips:
Store the flower cards in an envelop attached to the back of the coordinating flower pot page.

©Play to Learn Preschool



“Play to Learn has the best resources. So engaging and hands-on.”



PRINT-CUT-PLAY



What's Included:

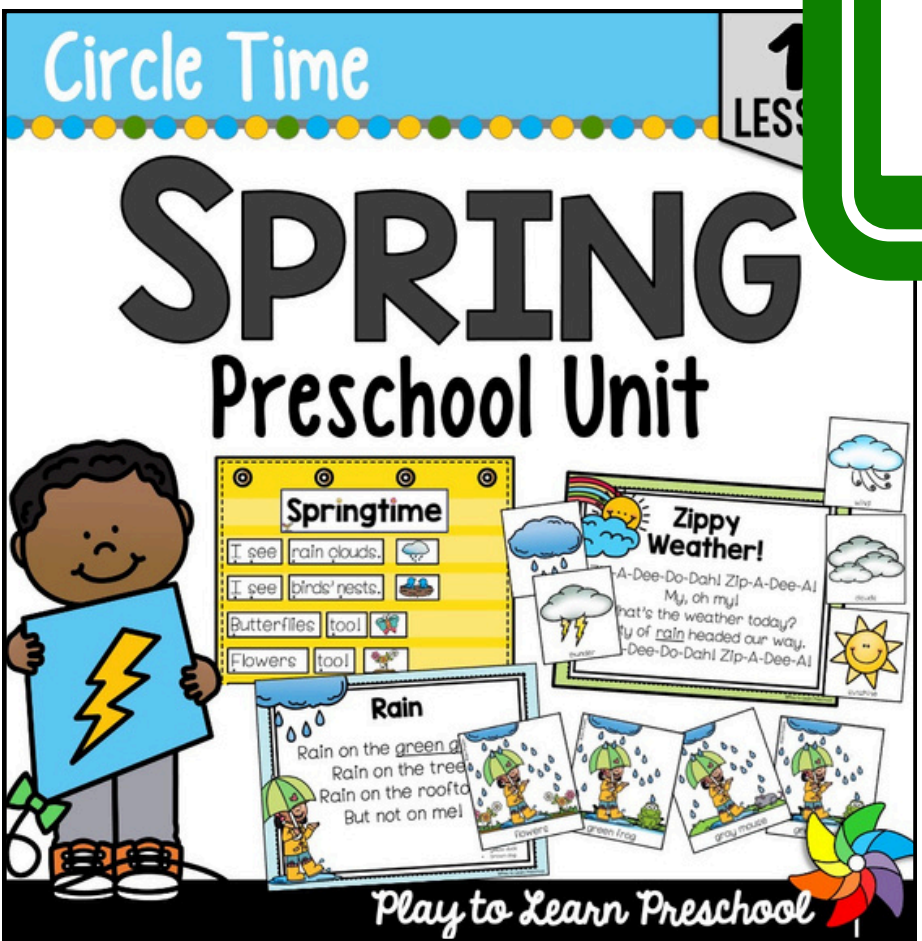
- Spring Rhyming Words -
Endings include -at, -an, -op, -ig, -un, -og, -ap, -ag, -en, & -et
- Practice Pages

BUILD CONFIDENCE WITH
INDEPENDENT CENTERS

“I love using these circle time units to make my lesson and prep easy.”



“I love this collection! My students especially love the carpet games!”



BUY NOW

LOOKING FOR MORE
SPRING ACTIVITIES?

HAVE FUN PLAYING AND LEARNING WITH YOUR STUDENTS!

Meet Jamie

Jamie is the founder and C.E.O of Play to Learn Preschool. She has her bachelor's degree in Early Childhood Education and a master's degree in reading education. She has taught in both public and private schools and works tirelessly to create meaningful and delightful preschool experiences for both her virtual and in-person preschool students.



© Play to Learn Preschool



playtolearnpreschool.us

[@playtolearnps](https://www.instagram.com/playtolearnps)

Play to Learn Preschool