



Spring Math

LUCKY CEREAL FUN PACK

Shape Sort
Sort the marshmallows by shape.

Marshmallow Graphing:
Use the marshmallow bits of the cereal to fill in the graph.

Roll, Count, & Cover
Lucky Marshmallow Cereal Counting Game

Patterns
Complete the patterns using cereal.

Counting Game Grid:

7	8
9	10
11	12

Shape Sort Items: moon, unicorn, heart, star, balloon, horseshoe, clover, rainbow.

Patterns Examples:

- heart, moon, heart, moon, heart, moon, ?
- rainbow, balloon, rainbow, balloon, rainbow, ?, ?
- star, star, clover, clover, star, star, ?
- heart, heart, rainbow, rainbow, heart, ?, ?
- moon, star, horseshoe, moon, star, horseshoe, ?
- purple, horseshoe, clover, purple, horseshoe, ?

Counting Game Instructions: When you find the matching number on their marshmallows, roll the dice and continue rolling until all numbers are covered.

Make your own pattern here!

© Play to Learn Preschool

GRAPHING & SORTING




Lucky Marshmallow Cereal

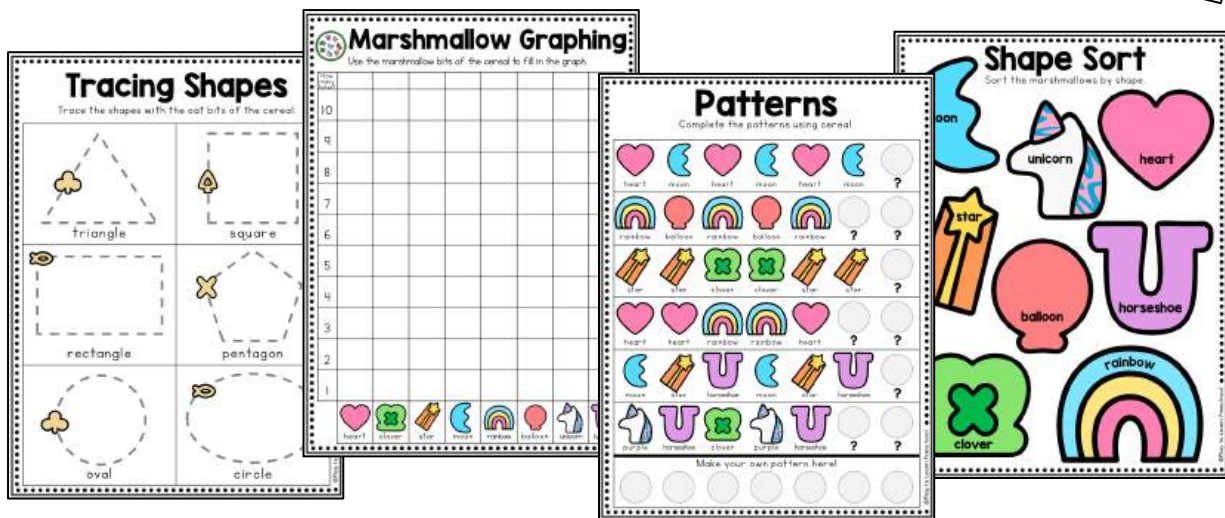


Low Prep Fun Pack

Print the colored pages and laminate for use in the classroom. Send the black and white copies home with a zip top bag filled with cereal for extended learning.

- Shape Tracing
- Shape Sorting
- Color Graphing
- Patterns
- Roll, Count, & Cover
- Word Strips
- Practice Pages

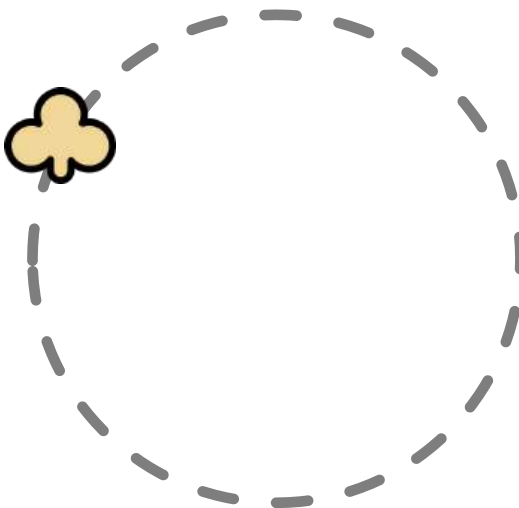
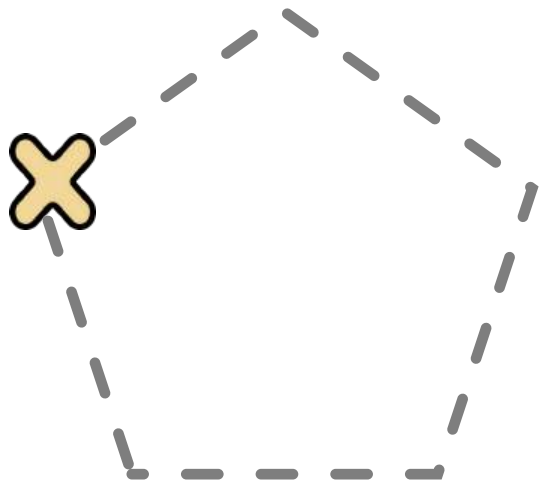

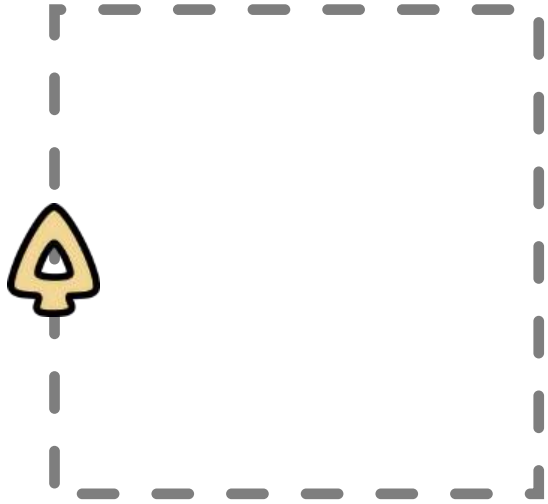
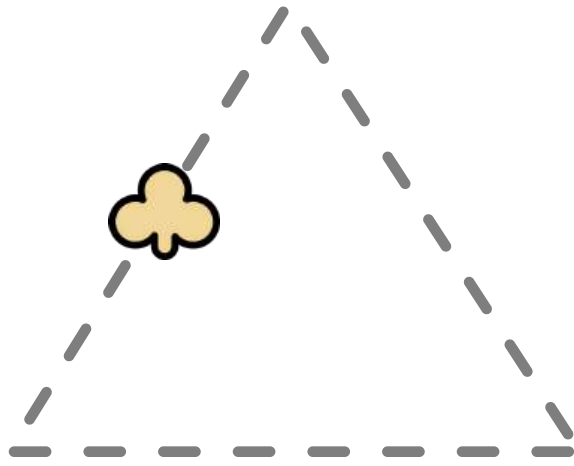


- Graphing
- Sorting
- Tracing
- Measuring
- Journaling






Tracing Shapes

Trace the shapes with the oat bits of the cereal.



Shape Sort




Sort the marshmallows by shape.






Marshmallow Graphing

Use the marshmallow bits of the cereal to fill in the graph.

How many total?								
10								
9								
8								
7								
6								
5								
4								
3								
2								
1								
	 heart	 clover	 star	 moon	 rainbow	 balloon	 unicorn	 horseshoe

Patterns


Complete the patterns using cereal.



heart




moon



heart




moon




heart




moon




?




rainbow




balloon




rainbow




balloon




rainbow




?



?



star




star



clover




clover



star



star




?




heart




heart




rainbow




rainbow



heart



?




?



moon



star




horseshoe




moon



star




horseshoe



?



purple




horseshoe




clover




purple



horseshoe










?



?

Make your own pattern here!





Roll, Count, & Cover

Lucky Marshmallow Cereal Counting Game



©Play to Learn Preschool

Roll, Count, & Cover Mats - the student rolls a die then finds the matching number on their mat. They cover the number with a piece of cereal and continue rolling until all numbers are covered.

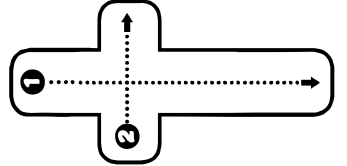
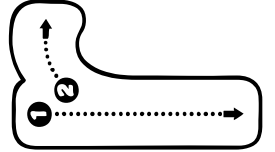
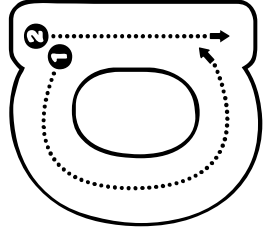
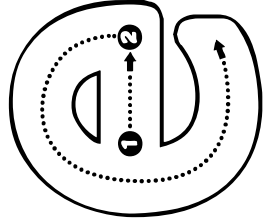
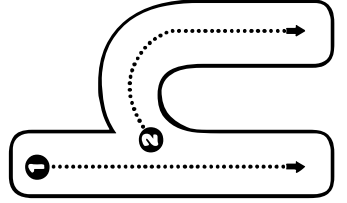

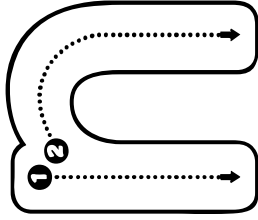
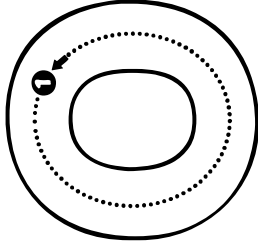
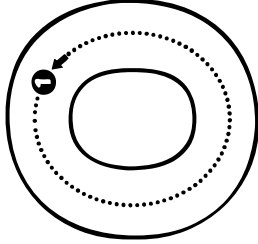
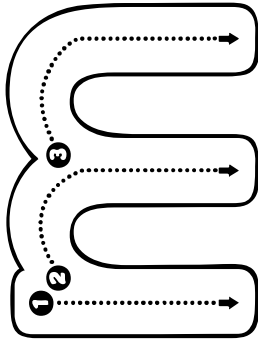

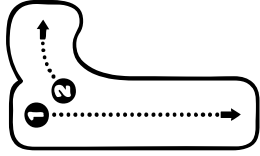
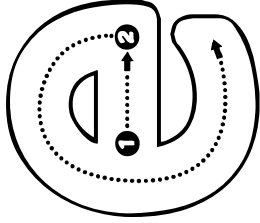
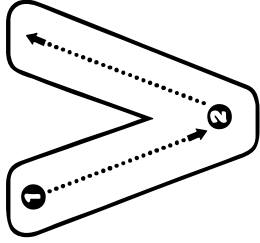
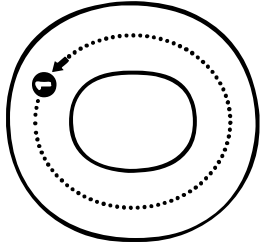
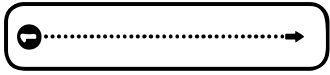
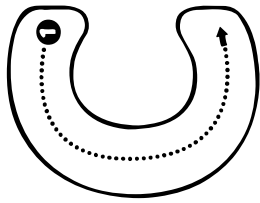
Roll, Count, & Cover!

Lucky Marshmallow Cereal Counting Game




©Play to Learn Preschool

Roll, Count, & Cover Mats - the student rolls two dice then finds the matching number on their mat. They cover the number with a piece of cereal and continue rolling until all numbers are covered.



U

u u u u u u u u



S

t

o

r



r

o

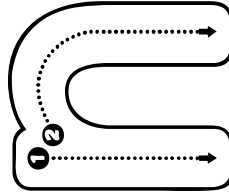
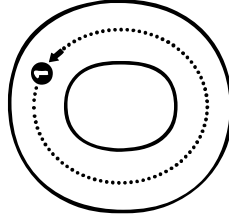
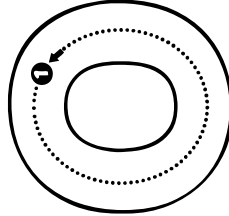
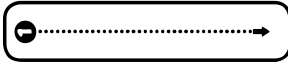
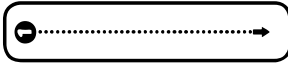
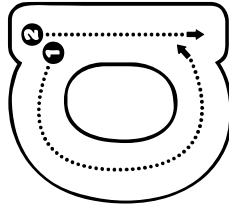
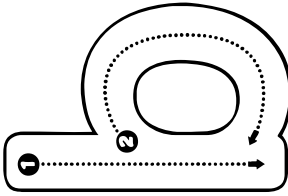

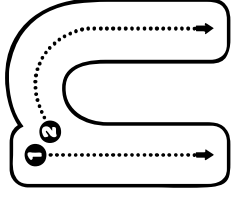
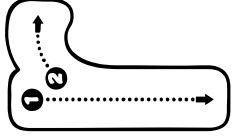
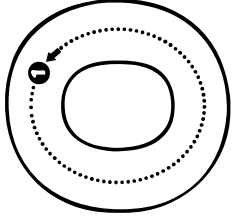
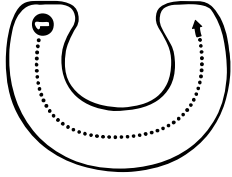
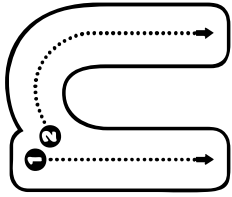
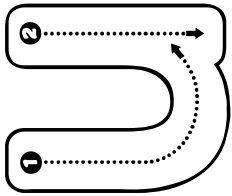

i

u

q

o


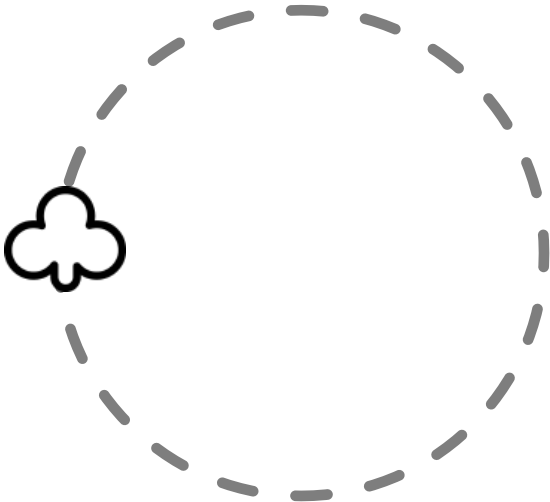
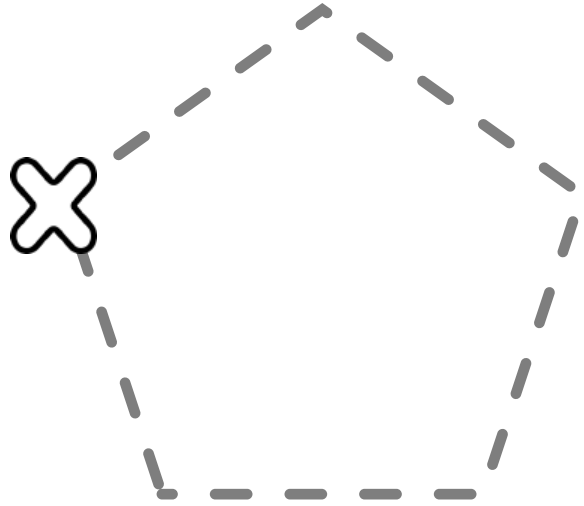

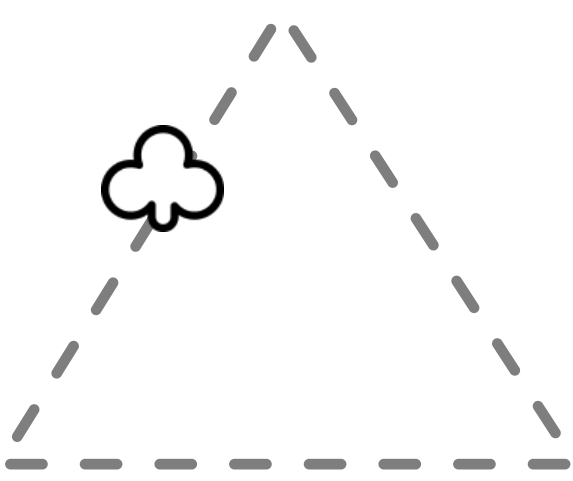
w



Name: _____

Tracing Shapes

Trace the shapes with the oat bits of the cereal.



Name: _____



Color Graphing



Choose a marshmallow then color in a square over that item.

How many total?						
10						
9						
8						
7						
6						
5						
4						
3						
2						
1						



pink



green



yellow



blue



red





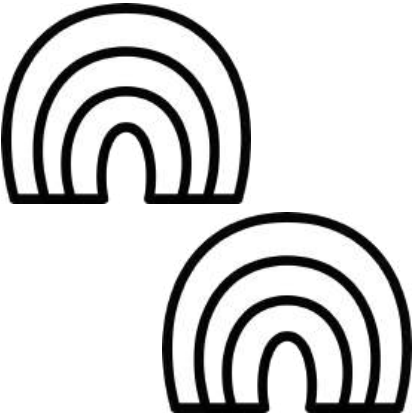
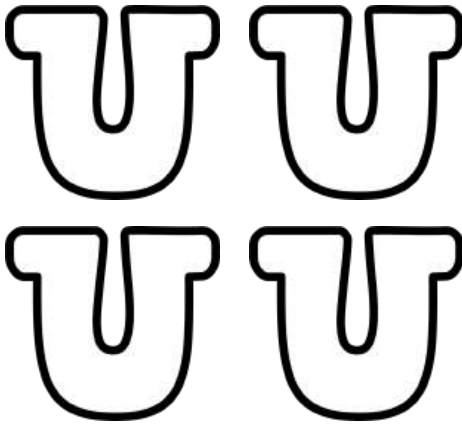


purple

Name: _____

How Many?

Count the pictures then circle the correct number.

 <p>heart</p>	2 5 3	 <p>clover hat</p>	3 6 2
 <p>unicorn</p>	4 6 1	 <p>shooting star</p>	1 6 5
 <p>rainbow</p>	2 4 1	 <p>horseshoe</p>	2 3 4

Name: _____



Journaling

Marshmallow cereal has some colorful bits!

What is your favorite shape? Draw a bowl of cereal below.

A large, empty rounded rectangle with a thick black border, intended for a child to draw a bowl of cereal.



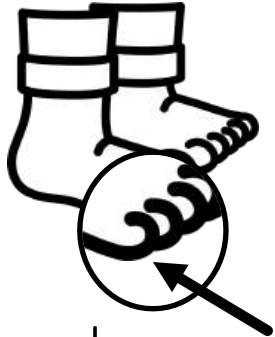

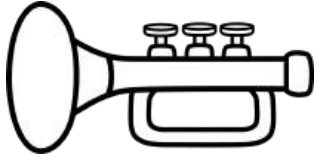







What other foods can you eat for breakfast besides cereal?

A set of handwriting practice lines consisting of a solid top line, a dashed middle line, and a solid bottom line.

Name _____




Cut apart the pieces at the bottom of the page.
Use them to complete the rhymes.

 car		 toe	
 horn		 cat	
 glue		 cart	


©Play to Learn Preschool



rainbow



horseshoe



star



hat



unicorn



heart

MORE RESOURCES

for preschool and Pre-K learners:

CONNECT:



PLAY TO LEARN
PRESCHOOL

[Facebook](#)

[Instagram](#)

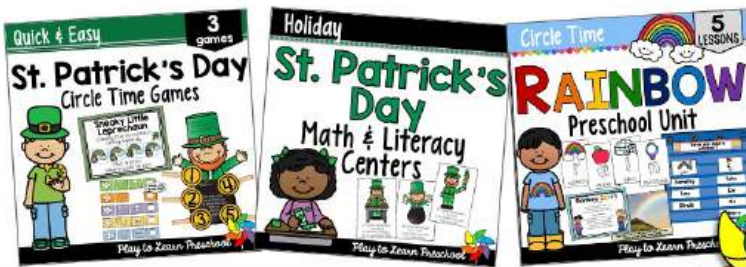
[Blog](#)

[Pinterest](#)



6 resources

ST. PATRICK'S DAY PRESCHOOL ACTIVITIES



Play to Learn Preschool

CREDIT:

These talented artists made this possible.



Find more St. Patrick's Day resources in literacy, math, name practice, unit lesson plans, and more for preschool students.

Terms of Use: Play to Learn resources are for personal classroom and home use only. They may not be used commercially.

YES:

- You may use this resource at home with your own children or in your classroom with your own students.
- You may print copies for your own children or students.
- You may send printed copies home with your students.
- You may use these lessons yourself to provide virtual teaching videos for your own students who might be learning at home.

NO:

- You may NOT post this file to any file sharing website. (DropBox, Google Drive, Facebook, Amazon, SeeSaw, etc.)
- You may NOT resell these resources.
- You may NOT send these PDFs via email for students to print at home.
- You may NOT share these PDFs with colleagues via email or otherwise.
- You may not claim these resources or ideas as your own.
- You may NOT use these resources to teach lessons that you **sell** online. (Teaching your own students – great. Selling these lessons, even if you do them yourself, online – not permitted.) This includes OutSchool and similar platforms.