

# Spring Butterfly Letter Matching

Help young learners strengthen letter recognition with this engaging butterfly-themed matching activity! Students will match uppercase and lowercase letters while reinforcing beginning sounds with colorful picture clues.

## Learning Objectives

- The students will:
1. Recognize and match uppercase and lowercase letters of the alphabet.
  2. Strengthen letter-sound associations using picture clues.
  3. Develop fine motor and visual discrimination skills through hands-on matching activities.

## Preparation:

- Print the butterfly pages on standard paper or cardstock for durability.
- Laminate for long-term use in centers or small groups.
- Cut along the dotted lines to separate the wings and create matching pieces.

## How to Use:


Lay out the butterfly wings face up. Students match uppercase and lowercase letters, using picture clues to reinforce beginning sounds. Continue until all butterflies are complete. Adjust the number of pairs as needed.

## Other Fun Uses:

- **Magnetic Match** – Attach magnet dots to the back and let students match butterflies on a magnetic board.
- **Memory Game** – Place pieces face down and have students turn over two at a time, trying to find a match.
- **Letter Hunt** – Hide butterfly wings around the room and challenge students to find and match them.

## Helpful Tip:

Choose the pages that match each student's initial or the letter of the week. There's no need to use the 26—use them as a reinforcement activity!

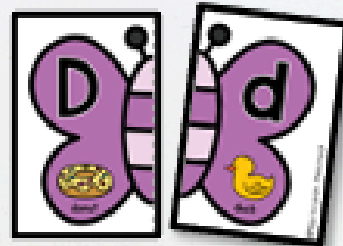


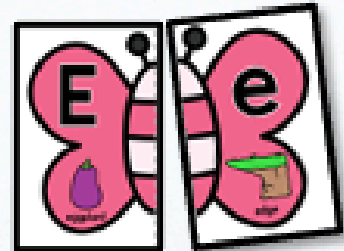
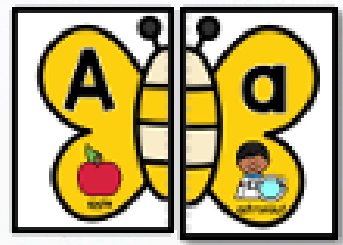


“Play to Learn has the best resources. So engaging and hands-on.”



EVERYTHING IS  
PLANNED FOR YOU

## Butterfly Letter Matching



## Skills Practiced:

- Recognize and match upper & lowercase letters
- Strengthen letter-sound associations using picture clues.
- Develop fine motor and visual discrimination skills.

BUILD CONFIDENCE WITH  
**INDEPENDENT CENTERS**

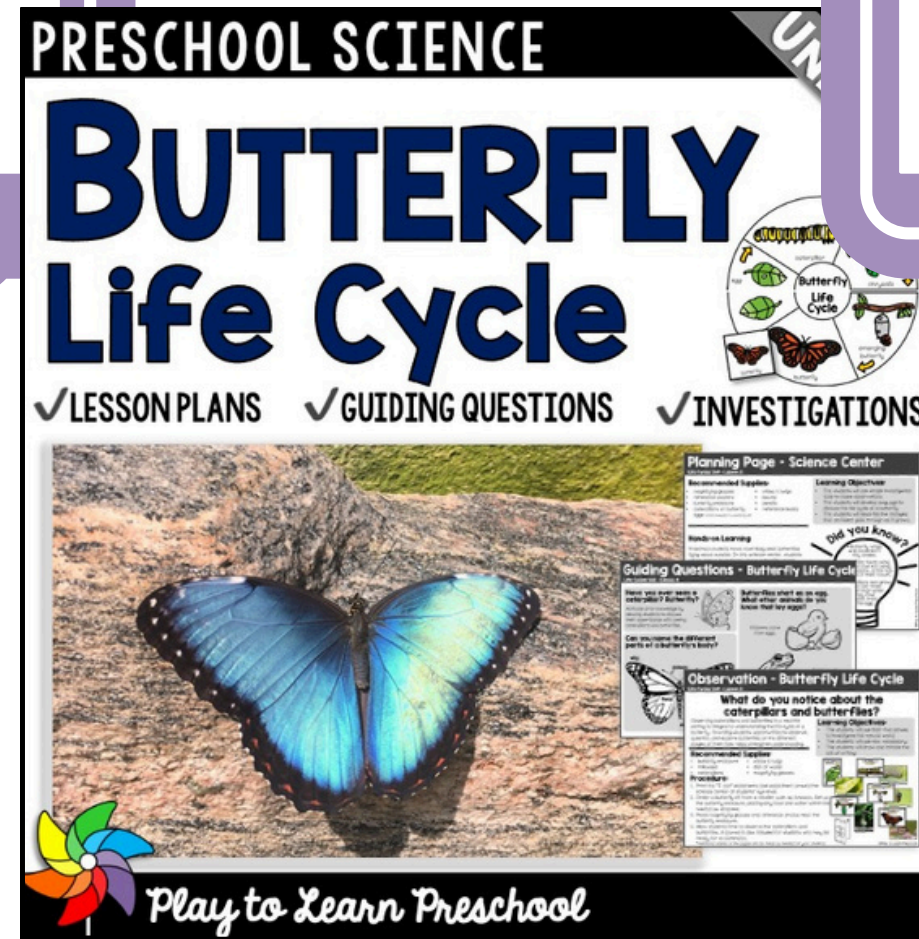
“I love these units to help enrich our themes. The students look forward to learning songs and facts about the topic.”



“Love this! The kids were engaged and activities and book options helped keep it interesting.”



**BUY NOW**



LOOKING FOR MORE ABOUT FLOWERS?

# HAVE FUN PLAYING AND LEARNING WITH YOUR STUDENTS!



© Play to Learn Preschool

## Meet Jamie

Jamie is the founder and C.E.O of Play to Learn Preschool. She has her bachelor's degree in Early Childhood Education and a master's degree in reading education. She has taught in both public and private schools and works tirelessly to create meaningful and delightful preschool experiences for both her virtual and in-person preschool students.



[playtolearnpreschool.us](http://playtolearnpreschool.us)



[@playtolearnps](https://www.instagram.com/playtolearnps)



Play to Learn Preschool