

# EVERYTHING IS PLANNED FOR YOU!

## St. Patrick's Day Pushpin Letters

These St. Patrick's Day pushpin letters make practicing letters, numbers, and shapes fun and easy for little learners. Perfect for preschool and kindergarten, they give kids plenty of hands-on practice with a simple, low-prep setup.

### Learning Objectives:

- Letter, Number, & Shape Recognition** – Students will identify a handful of letters (G,R,P,L,H,F,Sh, and C), numbers 0-20, and 12 different shapes.
- Pre-Writing and Fine Motor Development** – Students will use the small muscles of their hands and coordinate eye-hand movement. This will strengthen hand coordination and pencil grip in preparation for independent writing.

### Preparation:

- **Print** multiple copies of the pages on cardstock.
- **Cut** apart the cards.
- **Provide** push pins (\*\*Supervise students appropriately.\*\*), golf tees, or toothpicks and a carpet square or foam mat to place underneath the cards.

### How to Use:

Children develop fine motor skills while reinforcing their knowledge of letters, numbers, and shapes by perforating them with a pushpin, golf tee, or toothpick.

### Other Fun Uses:

- **Build the Letters, Numbers, & Shapes** – Instead of perforating the letters, students can form the letters and numbers using small manipulatives like **mini erasers, plastic gold coins, pom-poms, or beads**, reinforcing letter recognition and fine motor skills.
- **Hands-On Letter Formation** – Laminate the cards and encourage students to shape letters using **wikki stix, pipe cleaners, or playdough**, giving them a tactile way to explore letter and number shapes before writing.
- **Learning and Problem Solving** – Ask students what they think will happen if they hold their perforated card up to the light or a window.

**Storage Tips:**  
Keep the cards in a small basket near the small carpet squares. Keep track of the pins, tees, and toothpicks.

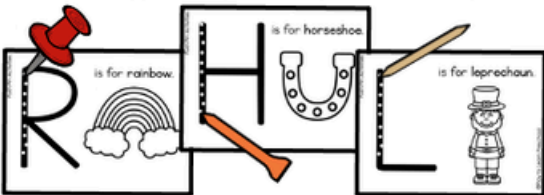
**EASY DIRECTIONS**

**LETTER RECOGNITION & FINE MOTOR SKILLS**

Step-by-step directions for the activity.

Extension ideas


**PRACTICE SHEETS**





# FINE MOTOR SKILLS

PRINT,  
CUT, & GO

LETTERS,  
NUMBERS, &  
SHAPES



Students will identify G, R, P, L, H, F, Sh, and C.



# LOOKING FOR EVEN MORE ST. PATRICK'S DAY FUN?

6  
RESOURCES!

SAVE \$ WITH A BUNDLE

6 resources

## ST. PATRICK'S DAY PRESCHOOL ACTIVITIES

Play to Learn Preschool



# Have fun playing and learning with your students!



## Meet Jamie

Jamie is the founder and C.E.O of Play to Learn Preschool. She has her bachelor's degree in Early Childhood Education and a master's degree in reading education. She has taught in both public and private schools and works tirelessly to create meaningful and delightful preschool experiences for both her virtual and in-person preschool students.

### ADDITIONAL RESOURCES:

