



Dramatic Play

Grocery Store



for Young Learners

Play to Learn Preschool



Grocery Store Dramatic Play Center

Preparation:

Collect empty, clean food containers (check the recycling bin!) and set up a grocery store for your students. Alternatively, host a food drive in your classroom. Use the food to stock the shelves, then donate it to a local food bank.

Props:

- grocery carts
- small baskets
- cash registers
- play money
- purses
- wallets
- newspaper sales fliers
- coupons
- scissors
- shopping lists
- pencils
- brown paper bags


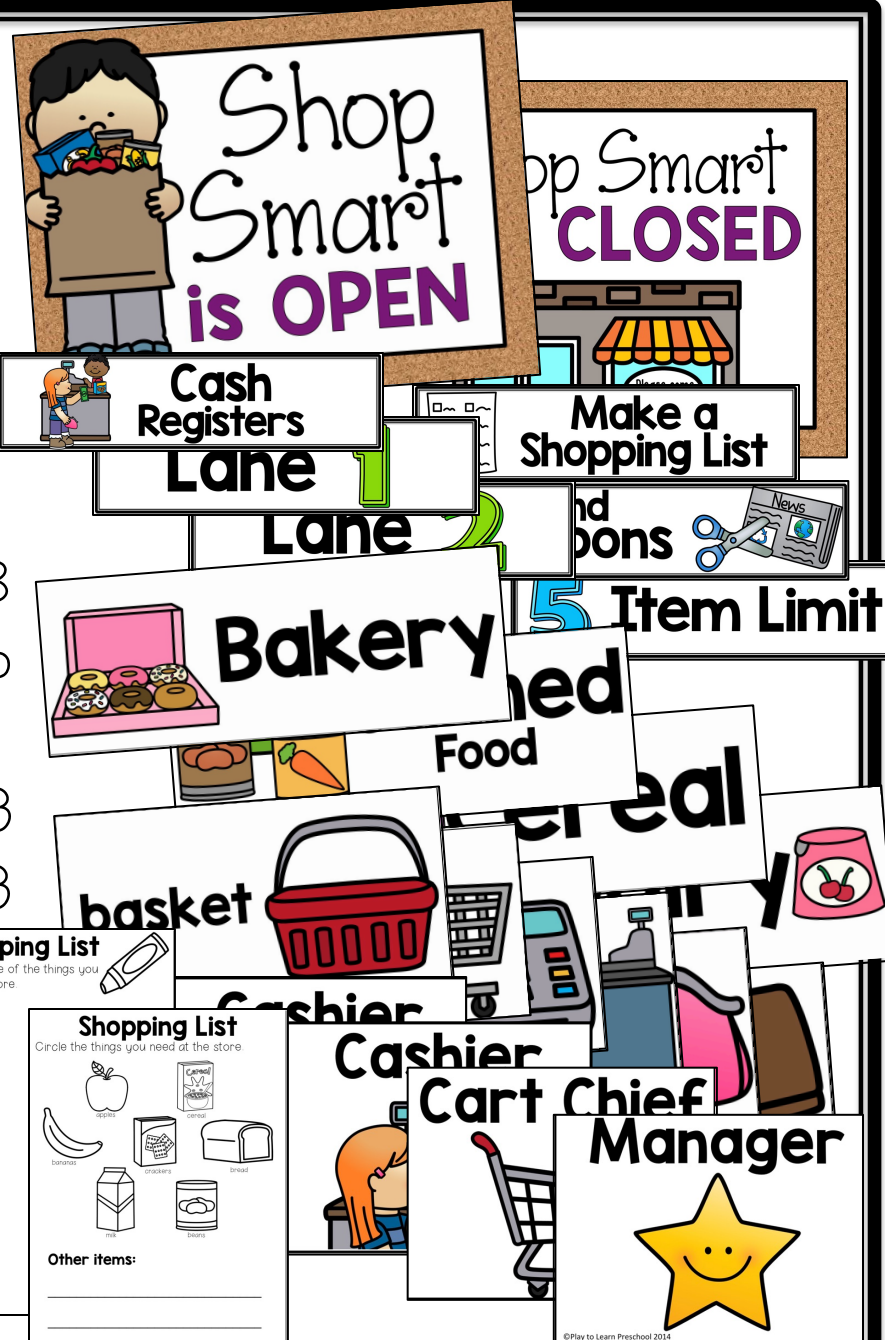


Grocery Store

Table of Contents

Included:

| | |
|-------------------------|---------|
| Open/Closed Sign... | 4 - 5 |
| Store Labels... | 6 - 14 |
| Departments and Food... | 15 - 30 |
| Role Play Name Tags... | 30 - 33 |
| Shopping Lists... | 34 - 36 |
| Cart Parking Sign... | 37 |
| Pennant Bunting... | 38 - 48 |
| "Betsy Book"... | 49 - 58 |



Shopping List
 Draw a picture of the things you need at the store.

-
-
-
-
-
-
-

Shopping List
 Circle the things you need at the store.

apple, banana, milk, crackers, bread, cereal, juice

Other items: _____



Shop
Smart
is OPEN

Shop Smart
now CLOSED





Employees Only




Bank



Bags



Make a Shopping List



5

Item Limit

Find Coupons





Cash Registers

Lane


1

Lane


2




Bakery




Canned Food




Cereal





Dairy




Frozen foods




Meat and Seafood





Pasta




**Fresh
Produce**






Refrigerator



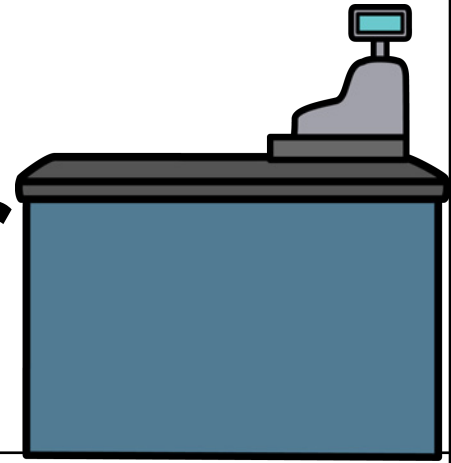
Snacks



basket



counter



cart




purse




**cash
register**




wallet




Fruit



apples




cherries




bananas




grapes




berries




lemons




oranges




pineapple




peaches




strawberries




pears



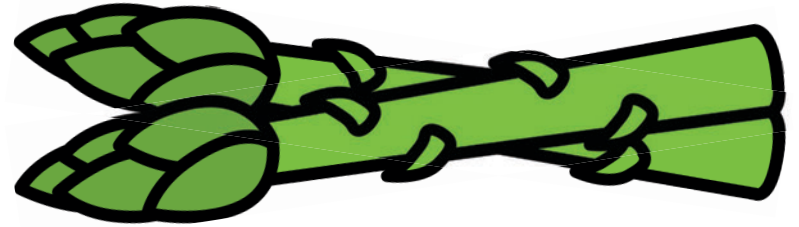
watermelon




plums




asparagus



cucumbers




granola bars



celery




spaghetti



donuts



raisins



pancake mix




Veggies




broccoli




corn



carrots




eggplant




cauliflower




green beans




lettuce




peas




onions




potatoes




peppers




tomatoes



Bakery



bread



cupcakes




cake




donuts



cookies




rolls






Dry
Goods


cereal




pasta



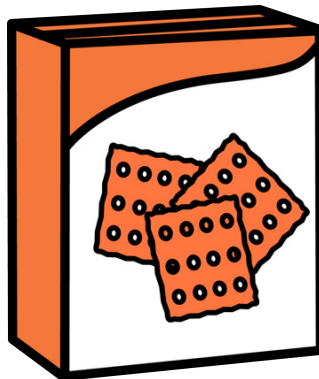
chips



popcorn



crackers



sauce



flour



pretzels



jelly



sugar

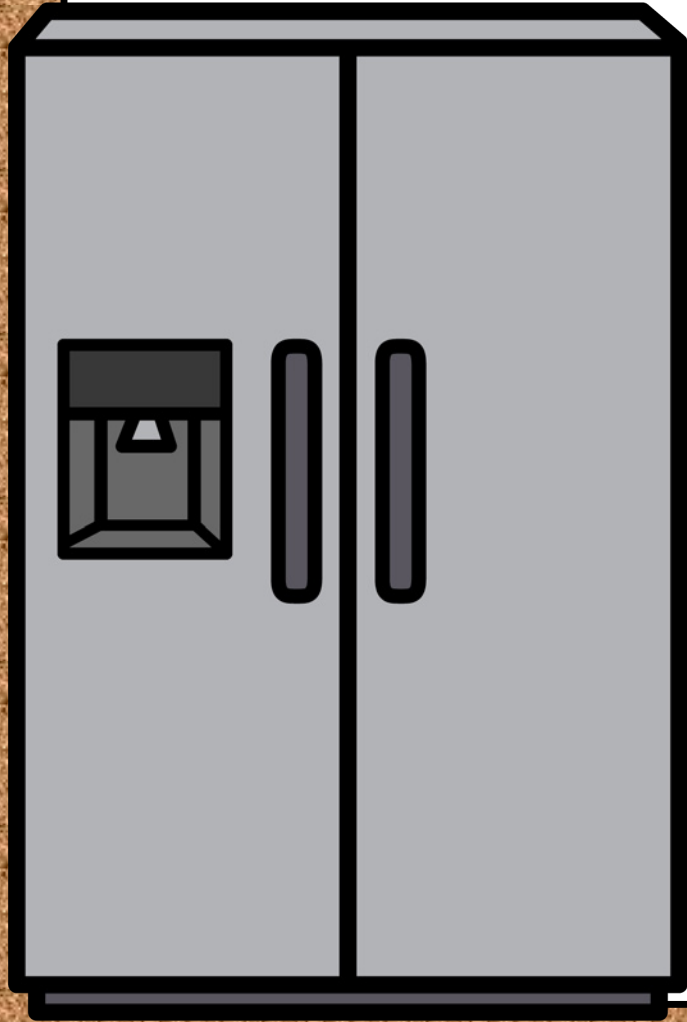


**peanut
butter**




syrup






Cold
Foods


butter




milk




cheese




juice




eggs



yogurt



**ice
cream**



**whipped
cream**



Cashier



Cashier




Manager



Cart Chief





Bagger



Bagger



Clerk



Clerk



Shopper



Shopper


Shopper



Shopper

Shopping List

Circle the things you need at the store.




apples



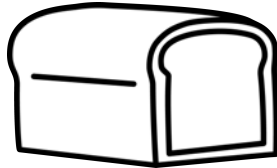
cereal




bananas




crackers



bread



milk



beans

Other items:

Shopping List

Circle the things you need at the store.




apples



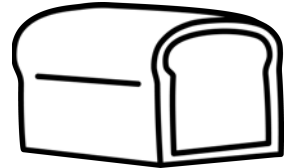
cereal



bananas




crackers



bread




milk







beans

Other items:


Shopping List







Draw a picture of the things you need at the store.



Shopping List



Draw a picture of the things you need at the store.



Shopping List



Make a list of the things you need at the store.


Shopping List





Make a list of the things you need at the store.


Cart Parking

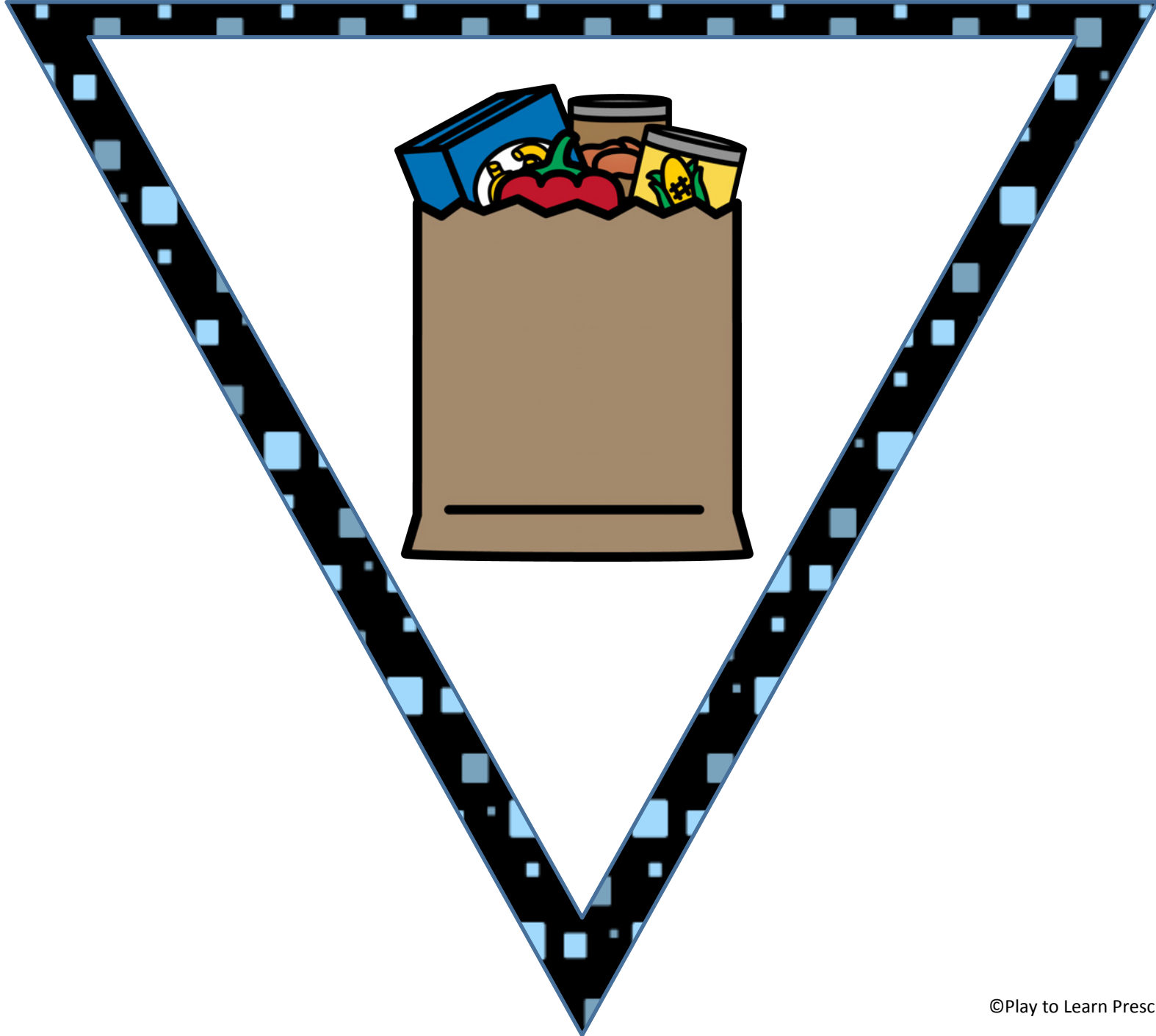





























**Betsy
Goes
to the**



Grocery Store



Betsy wants to make lunch for her grandma.
She makes a shopping list of the food that she needs.





When Betsy arrives at the grocery store, she finds a cart.



The first thing on Betsy's list is apples.
She finds some delicious apples in the produce section.



Betsy can't find the bananas.
She asks the clerks to please help her.



Betsy goes to the bakery.
She chooses some delicious, fresh-baked bread.



She finds milk and cheese in the cold refrigerated section.



Cereal

Shoes
Electronics
Toys
Auto Care
Walmart.com

Cereal

Betsy looks for her favorite birdseed cereal.



When she is finished shopping, Betsy takes her groceries to the cashier.
He asks, “Did you find everything on your list?”
Betsy pays for her groceries.



Betsy takes her bag of groceries to Grandma's house.
She had fun shopping at the grocery store.

You will also like:

Dramatic Play

Ideas for the Whole Year!

Creative Ideas for

Dramatic Play



Learning Centers

By Jamie White



Click [HERE](#) for dozens of fun and creative dramatic play ideas for your classroom.

Connect:



[Newsletter](#)

[Facebook](#)

[Instagram](#)

[Blog](#)

[Pinterest](#)

Credit:

These talented artists made this possible.



kimberly
geswein
fonts



Terms of Use:

- You may use this resource in your own classroom with your own students.
- You may not post this file to any file sharing website (DropBox, Google Drive, Facebook, Amazon, etc.), email it to anyone or claim it as your own work.