

# EVERYTHING IS PLANNED FOR YOU!

## Dental Health Letter Recognition Puzzle

Young learners practice matching uppercase and lowercase letters with this engaging Dental Health-themed activity. The puzzle features two halves – one with an uppercase letter and the other with the corresponding lowercase letter – helping children build letter recognition skills through playful learning. It is perfect for preschool and kindergarten.

### Learning Objectives:

- Letter Recognition:** Students will identify and match uppercase and lowercase letters, reinforcing early literacy skills.
- Fine Motor Practice:** Students will strengthen their fine motor skills by manipulating the puzzle pieces to make matches.

### Preparation:

- Print the puzzle pieces on standard paper or cardstock for durability.
- Laminate the pieces for reuse.
- Cut out the puzzles, then cut along the zigzag lines to separate the two halves.

### How to Use:

Spread out the puzzle pieces on a table or learning surface. Only set out as many pieces as are appropriate for the students' capabilities. Students are given one half of a puzzle and identify the letter (e.g., "B"). To complete the puzzle, the student then searches for the matching lowercase letter (e.g., "b"). Once a match is made, encourage students to say the letter name aloud to reinforce recognition. Gradually increase the number of pieces available as students gain confidence with the activity.


### Other Fun Uses:

- Sensory Bin Match:** Place the puzzle pieces in a sensory bin and have students search for them to match the letters.
- Letter Hunt:** Hide the puzzle pieces around the room and have students find and match them.
- Partner Match:** Give each student one puzzle piece and have them find a classmate with the matching letter.

### Storage Tips:

Keep the cards in a small basket or on a tray for easy access. Store in a zippered bag when not in use.

©Play to Learn Preschool



EASY DIRECTIONS

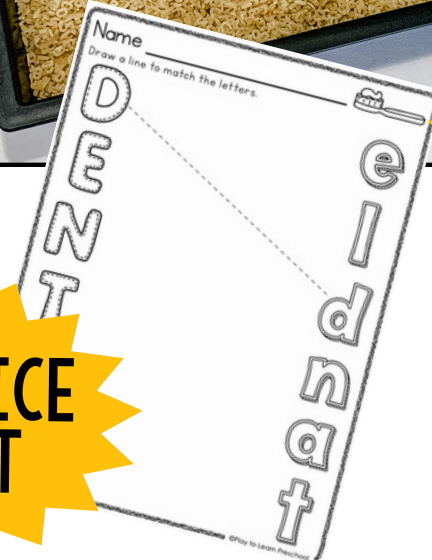
Step-by-step directions for the activity.

Extension ideas

PRACTICE SHEET



SENSORY TRAY LETTER MATCHING



# EMERGENT LITERACY


UPPERCASE  
&  
LOWERCASE

Aa Bb Cc  
Can you match the letters?

PRINT,  
MAT,  
CUT, & GO



VERTICAL  
SPACE LETTER  
MATCHING



# LOOKING FOR EVEN MORE DENTAL HEALTH FUN?

10 DAY UNIT

PERFECT FOR DENTAL HEALTH MONTH

Circle Time

10 LESSONS

# DENTAL HEALTH

Preschool Unit

First  
1

Second  
2

First  
3

Our Friend, the Dentist  
is the best friend we have!  
Let's go to the dentist,  
Let's go to the dentist,  
H-I-to-the-Dentist-O,  
Let's go to the dentist.

One needs to brush my teeth,  
One needs to brush my teeth.

Who looks on an X-ray picture?  
We take on an X-ray picture.

ME-440-the-Dentist-O  
We take on an X-ray picture.

Play to Learn Preschool



# Have fun playing and learning with your students!



## Meet Jamie

Jamie is the founder and C.E.O of Play to Learn Preschool. She has her bachelor's degree in Early Childhood Education and a master's degree in reading education. She has taught in both public and private schools and works tirelessly to create meaningful and delightful preschool experiences for both her virtual and in-person preschool students.

### ADDITIONAL RESOURCES:

