

# PATTERNS

# Preschool Patterns

**Happy Caterpillar**  
Fun

Happy little caterpillar  
What pattern will you be?  
Let's choose some colors,  
And then we will see!

Caterpillar Patterns

**Train Coming Through!**  
Fun

Train, train coming through.  
Do you know what to do?  
Look at the pattern,  
What do you see?  
Will you extend the train for me?

Crayon Patterns

purple crayon pink crayon blue crayon purple crayon pink crayon

Crayon Patterns Mat - What color is next?

same different sort


pattern repeat next

a group of things that repeat in a certain order

to show or do the same thing again

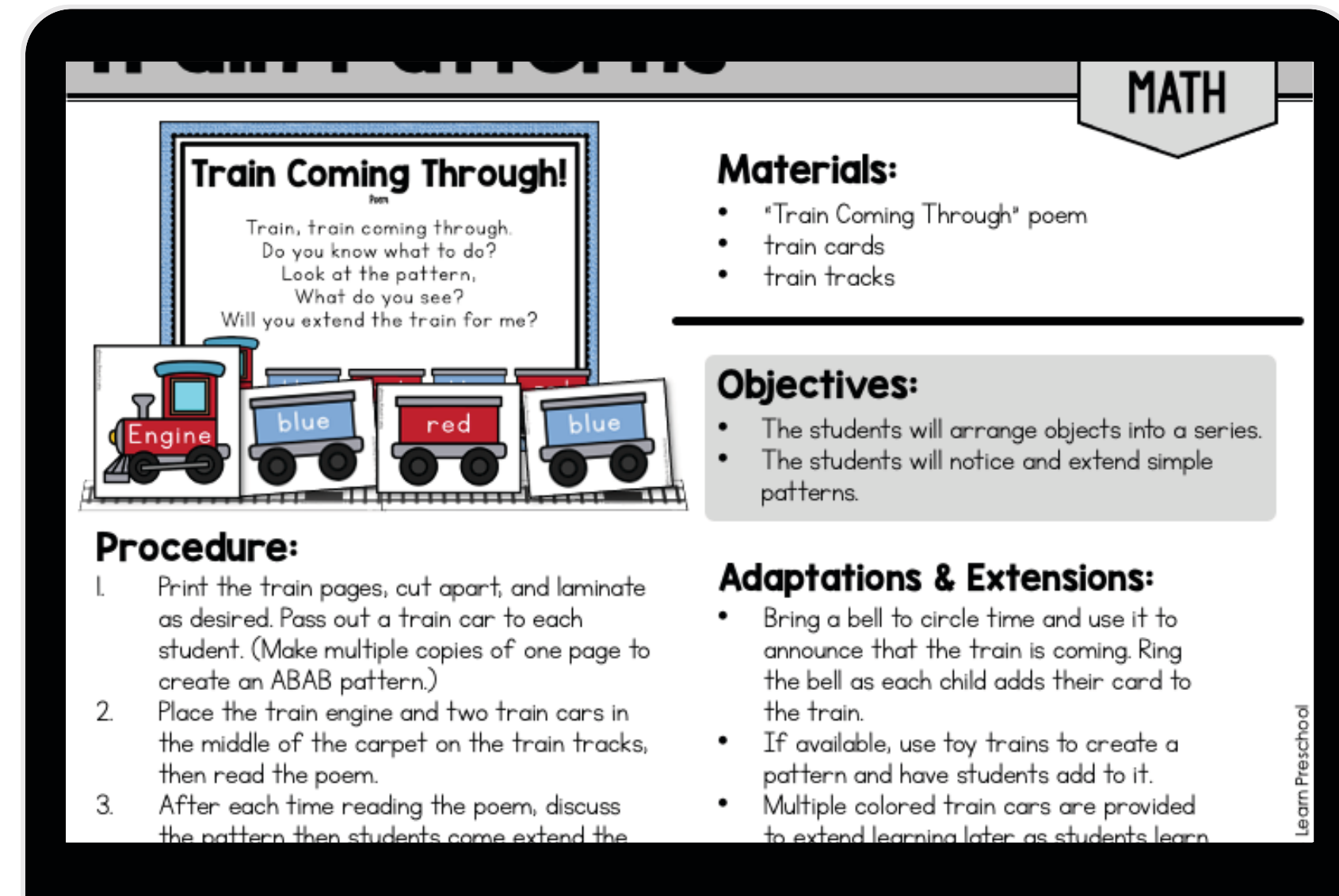
what comes after something else

**SCROLL**  
to take a look inside!



# PLANNING PAGES

- Detailed instructions for each activity.
- Complete list of recommended supplies.
- Objectives written in kid-friendly language.
- Ideas for expanding the lesson.



# QUESTIONS & ASSESSMENTS

- Age-appropriate questions for teachers to ask and assess.
- Included assessment covers recognizing, extending, and creating simple patterns.

**What do preschool students need to be able to do?** PATTERNS MATH

It's important for young children to understand that a pattern is a predictive sequence where elements repeat in a consistent order. When children physically create patterns with toys and manipulatives, they lay the foundation for understanding abstract concepts.

Beginner	Advanced
<b>Recognize a Pattern</b> say the pattern, imitate, participate in kinesthetic	<b>Recognize a Pattern</b> "middle" parts of the and create their own patterns
<b>Extend a Pattern</b> can imitate an adult	<b>Extend a Pattern</b> y, duplicate, and extending pattern
<b>Create a Pattern</b>	<b>Create a Pattern</b> in missing elements of repeating patterns
	<b>Create a Pattern</b> create an original repeating pattern such as "AABB"

Do you know what animal comes next?

dog ?



Name	Date:	Date:	Date:
Recognizes simple patterns			
Extends simple patterns			
Creates a simple pattern			

Notes:


Throughout the school year. Laminate the assessment provided cut-apart cards to show skill level.

# FULL COLOR PHOTOGRAPHS



- Includes brightly colored, engaging photographs to spark discussion.




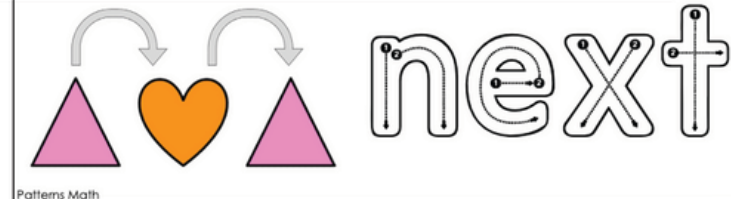

# EMERGENT MATH & LITERACY




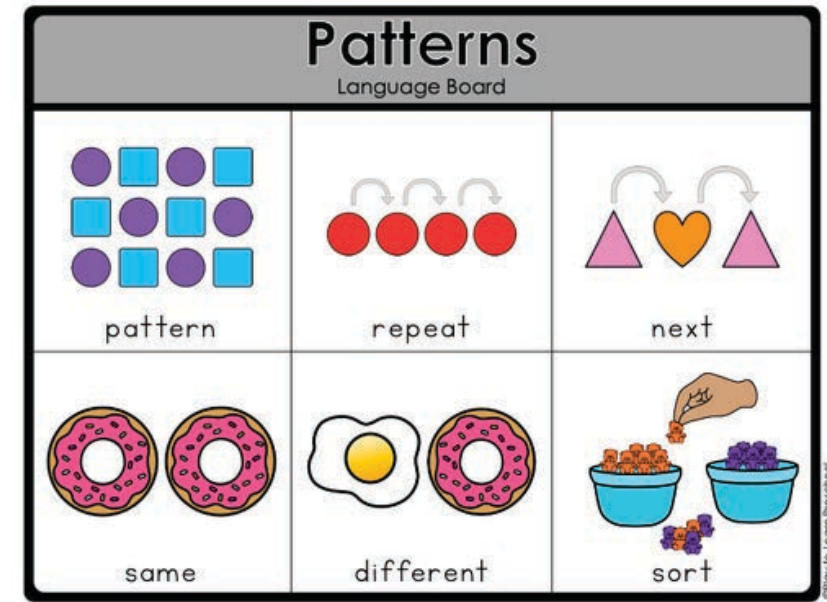
Tracing cards




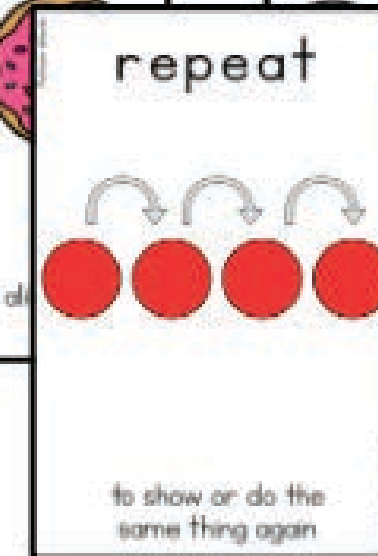
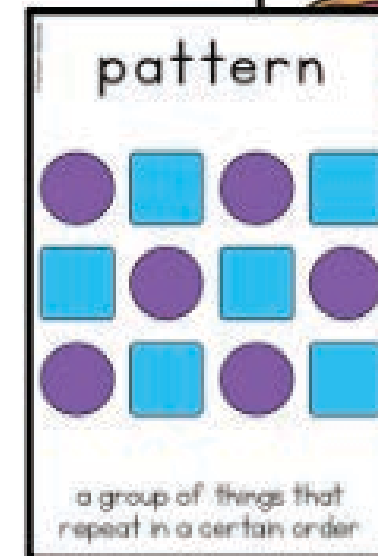
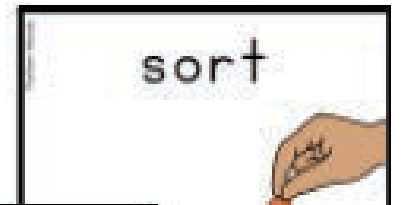

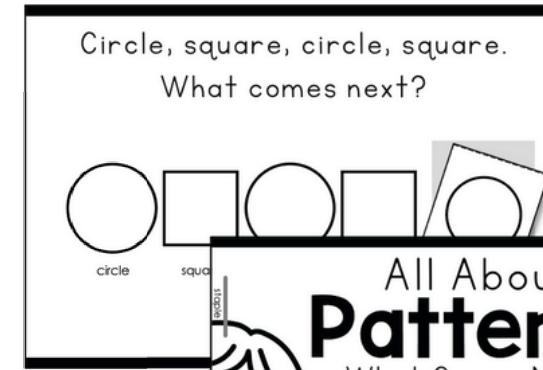
Vocabulary posters



Language Board



Take-home book



# HANDS-ON ACTIVITIES

➤ Guided Group Activities

➤ Poems & Rhymes

➤ Fine motor games

➤ Center Activities

**Happy Caterpillar**  
Poem

Happy little caterpillar  
What pattern will you be?  
Let's choose some colors,  
And then we will see!

Caterpillar Patterns

**Sit or Stand?**  
Action Poem

Sit or stand,  
What pattern will it be?  
Let's pick some cards,  
And then we'll see!

stand sit stand sit

**Beep, Beep!**  
What Comes Next?

Patterning


# BOOK RECOMMENDATIONS

- Peer-reviewed books for preschoolers
- Stories connect to mathematical concepts learned during classroom activities.
- Take-home mini book included


### Book Recommendations

**Patterns** **MATH CENTER**


**A-B-A-B-A a Book of Pattern Play** by Brian P. Cleary  
Read along as repeating sequences of shapes, colors, objects and more are portrayed in this colorful book of patterns all around us. Kid-friendly examples make patterns fun!



**Pitter Pattern** by Joyce Hesselberth  
Read about basic patterns in nature, music, sports, art, and language as the main character makes her way through her day. So many patterns everywhere!




**Beep Beep, Vroom Vroom** by Stuart J. Murphy  
Molly plays with her older brother's cars, but can she put them back in order before he comes back to his room? Read along as students see and recognize patterns.



**The Button**  
Follow along as the grandmother's buttons to see and piles with similar lo together. His imagin with the history of

**Lots and Lots of Zebra Stripes** by Stephen R. Swinburne  
With beautiful real life pictures, the author encourages children to look at their environment to see the patterns around them.



### All About Patterns

What Comes Next?

△ ♥ △ ♥ △

Circle, square, circle, square.  
What comes next?

circle

Square

Name \_\_\_\_\_

©Play to Learn Preschool

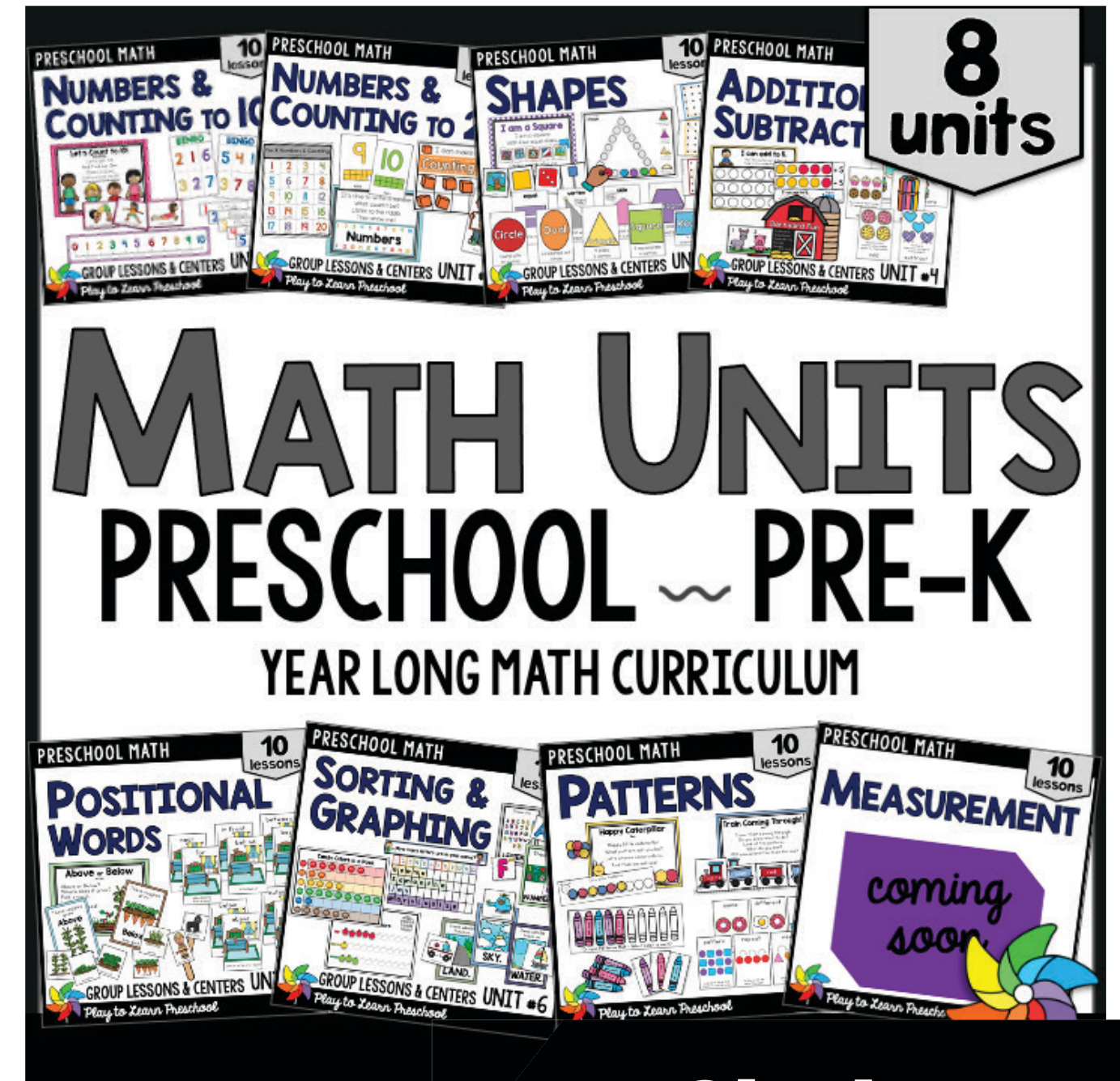
Cut-outs on page 10 used to fill in each page.

# LOOKING FOR MORE

## PRESCHOOL RESOURCES?

Save when you buy the entire  
**Preschool Math Curriculum.**

- Includes **8** mathematics units with learning objectives, supply lists, lesson ideas, photos, and activities!
- Foster **early mathematical thinking** as young learners solve problems, make connections, and build a strong foundation for future math success in **hands-on** ways.



**Click to  
learn more!**

# HAVE FUN PLAYING AND LEARNING WITH YOUR STUDENTS!



## Meet Jamie

Jamie is the founder and C.E.O of Play to Learn Preschool. She has her bachelor's degree in Early Childhood Education and a master's degree in reading education. She has taught in both public and private schools and works tirelessly to create meaningful and delightful preschool experiences for both her virtual and in-person preschool students.

© Play to Learn Preschool

