

Circle Time

5  
LESSONS

# KINDNESS

## Preschool Unit

# Kindness

## Preschool

# Mini-Unit



**SCROLL**  
to take a look inside!

# FULL COLOR PHOTOGRAPHS

➤ Includes brightly colored, engaging photograph to spark discussion.



# EMERGENT LITERACY & MATH

➤ Songs

➤ Poems

➤ Sorting

➤ Counting & Number Recognition



# CENTER ACTIVITIES

➤ Line Tracing

➤ Counting

➤ Journaling


➤ Shape Sorting

➤ Letters to Friends

### Line Tracing

**Literacy Center**

**Objective:** The students will use tools for writing and drawing.  
**Preparation:** Print and laminate the tracing cards. Another option is to place them inside a plastic sleeve. Provide dry erase markers. (Glue a pom-pom onto the lid of the marker for the students to use as an eraser!)



Trace the lines:

Name \_\_\_\_\_

Trace the lines from left to right.

**Procedure:** The students will trace the dotted lines from left to right to practice fine motor skills.

### Counting


**Math Center**

File Folder Game

**Objective:** The students will count and recognize numbers.

**Preparation:**

1. Copy the picture cards. Glue the large pictures (friends) inside a file folder.
2. Cut and laminate the numbered heart cards. Affix an envelope to the back of the file folder to hold the number cards.



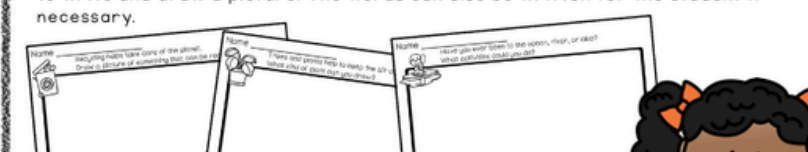
**Counting** **Friends**

©Play to Learn Preschool

### Journaling

**Literacy Center**

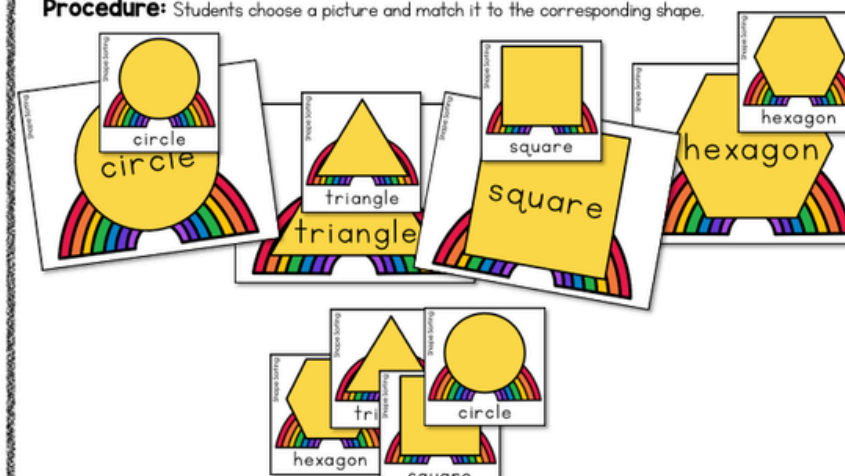
**Objective:** The students will understand the purpose of writing.  
**Procedure:** Print the journal sheets. Students can use the journal prompts to write and draw a picture. The words can also be written for the student if necessary.



### Shape Sorting

**Math Center**

**Objective:** The students will sort objects by property.  
**Preparation:** Print, laminate and cut apart the pieces.  
**Procedure:** Students choose a picture and match it to the corresponding shape.




circle  
circle  
triangle  
triangle  
square  
square  
hexagon  
hexagon

©Play to Learn Preschool

### Letters to Friends

**Literacy Center**

**Objective:** The students will use tools for writing and drawing.  
**Preparation:** Print the cards, then cut the pages in half. Fold the cards in half. Place the cards, pencils, crayons, and other writing materials at the writing center. Provide blank pages for students to create their own cards as well.



You are a good friend!

Let's play together!

**Procedure:** The students write cards to their family, friends, and teachers.

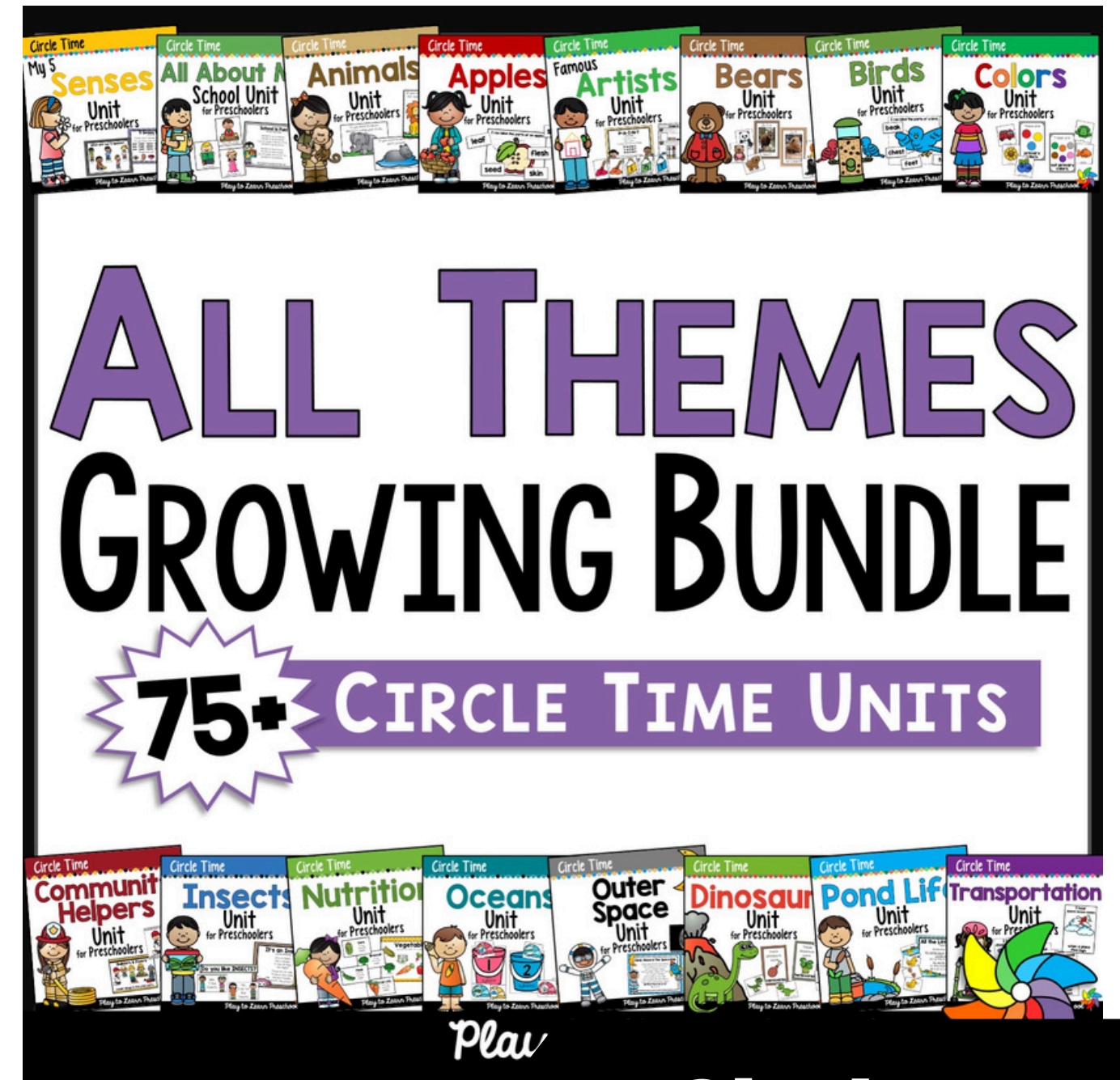
©Play to Learn Preschool

# LOOKING FOR MORE

## PRESCHOOL RESOURCES?

Save when you buy the  
**All Themes Growing Bundle.**

- Includes over **75** units with songs, poems, games, centers, and more!
- Foster **curiosity & engagement** with thematic units on a variety of topics.
- Gain **lifetime access** to all future unit and updates...at no additional cost!



The advertisement features a grid of 14 colorful unit covers at the top and bottom. The top row includes: My 5 Senses Unit, All About School Unit, Animals Unit, Apples Unit, Famous Artists Unit, Bears Unit, Birds Unit, and Colors Unit. The bottom row includes: Community Helpers Unit, Insects Unit, Nutrition Unit, Oceans Unit, Outer Space Unit, Dinosaur Unit, Pond Life Unit, and Transportation Unit. Each cover has a 'Circle Time' label and a 'Play to Learn Preschool' logo. The central text box has a white background with a black border. It contains the text 'ALL THEMES GROWING BUNDLE' in large purple and black letters, a purple starburst with '75+' in white, and a purple banner with 'CIRCLE TIME UNITS' in white. At the bottom of the text box is the word 'Play' in a white script font.

**ALL THEMES  
GROWING BUNDLE**

**75+** CIRCLE TIME UNITS

Play

**Click to  
learn more!**

# HAVE FUN PLAYING AND LEARNING WITH YOUR STUDENTS!



© Play to Learn Preschool

## Meet Jamie

Jamie is the founder and C.E.O of Play to Learn Preschool. She has her bachelor's degree in Early Childhood Education and a master's degree in reading education. She has taught in both public and private schools and works tirelessly to create meaningful and delightful preschool experiences for both her virtual and in-person preschool students.



[playtolearnpreschool.us](http://playtolearnpreschool.us)



[@playtolearnps](https://www.instagram.com/playtolearnps)



[Play to Learn Preschool](https://www.facebook.com/PlaytoLearnPreschool)