

# EVERYTHING IS PLANNED FOR YOU!

4  
LESSON  
PLANS

Step-by-step directions  
for each activity.

All materials  
included for you!

## The Wheels on the Bus

Nursery Rhyme

DAY 1  
LESSON  
PLANS

This is a traditional rhyming poem or song. Teaching nursery rhymes helps young children develop listening and speaking skills and helps with speech development.

Students will develop listening and speaking skills by reciting a poem.


### Activity:

1. Print the poem and cards. Cut apart the picture cards. Mat and laminate as desired. Read the poem to the students and invite the children to join you in rereading it. Once the students are familiar with the first verse of the poem, repeat it, changing the lines "The wheels on the bus go round and round," with other options based on the picture cards. For example, "The wipers on the bus go swish, swish, swish." Invite the students to make movements with their hands to mimic the actions shown.



1  
CENTER  
ACTIVITY


Letter  
Identification



TAKE HOME  
MINI-BOOK



# EMERGENT MATH & LITERACY







## The Wheels on the Bus

Nursery Rhyme

The wheels on the bus go  
Round and round,  
Round and round,  
Round and round.

The wheels on the bus go  
Round and round,  
All through the town.



# LOOKING FOR EVEN MORE NURSERY RHYMES?

SAVE 20%

SAVE \$ WITH A BUNDLE



<https://www.teacherspayteachers.com/Product/Nursery-Rhymes-Units-Bundle-2-Activities-for-Preschool-and-Pre-K-7930230>

# Have fun playing and learning with your students!



## Meet Jamie

Jamie is the founder and C.E.O of Play to Learn Preschool. She has her bachelor's degree in Early Childhood Education and a master's degree in reading education. She has taught in both public and private schools and works tirelessly to create meaningful and delightful preschool experiences for both her virtual and in-person preschool students.

### ADDITIONAL RESOURCES:

