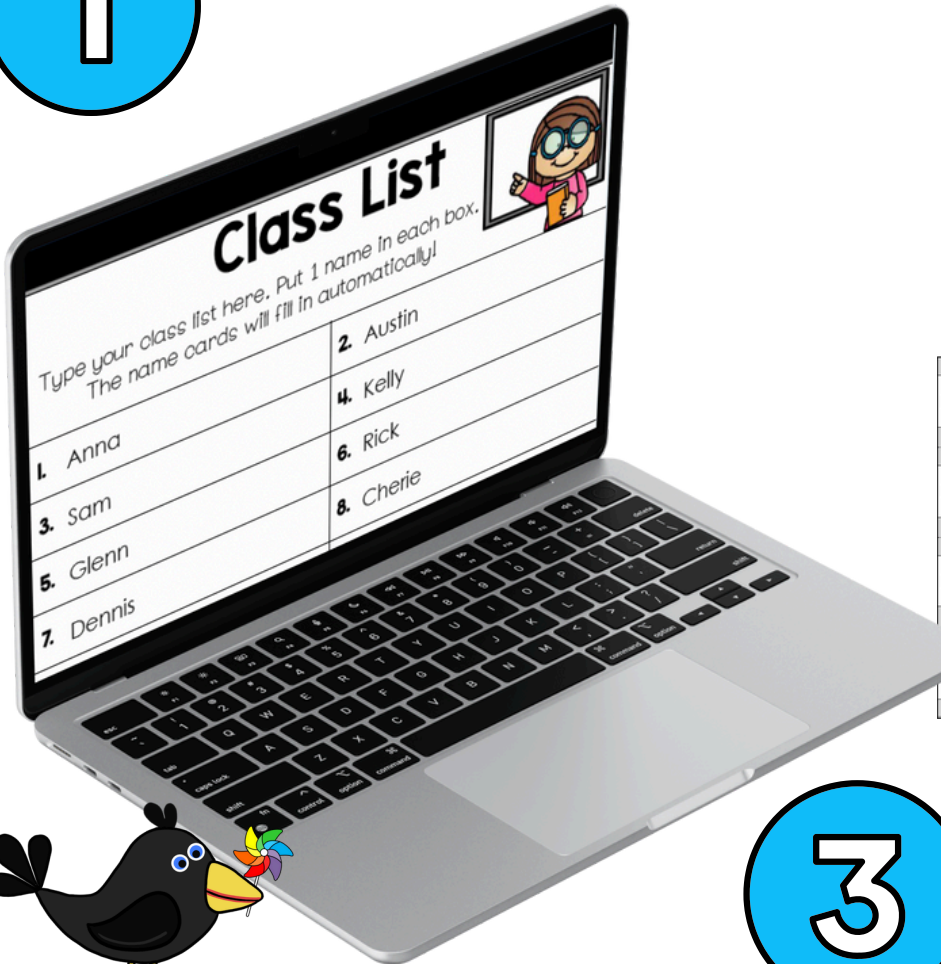


EASY TO CREATE

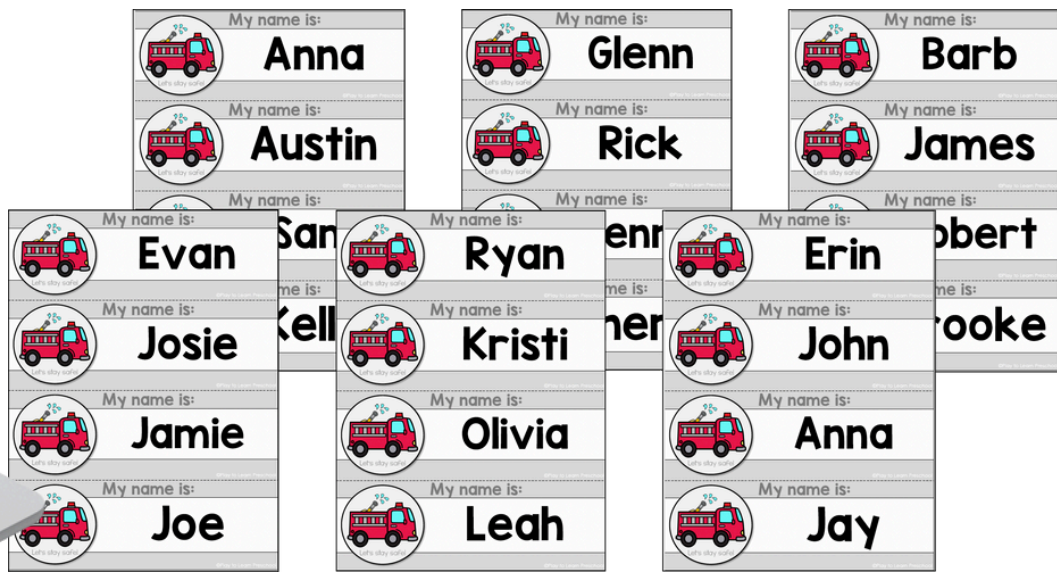
1

TYPE THE CLASS LIST ONCE



2

NAME **AUTOMATICALLY** POPULATES TO ALL PAGES




3

PRINT & USE!

SAVE TIME




1. Type your students' names here.

| Class List | |
|---|--------------|
| Type your class list here. Put 1 name in each box. The name cards will fill in automatically! | |
| 1. Jamie | 2. Gemma |
| 3. Erin | 4. Samantha |
| 5. Karleigh | 6. Terrell |
| 7. Aiden | 8. Joslynn |
| 9. Brayden | 10. Isaac |
| 11. Stephanie | 12. Kody |
| 13. Jadyn | 14. Torrance |
| 15. Ryder | 16. Lucas |
| 17. Simon | 18. Allie |
| 19. Mackenzie | 20. Colton |
| 21. Denver | 22. Marlee |
| 23. Chance | 24. Kaitlyn |




Enter one name in each box.

2. Print the Fire Safety name poem and personalized name cards for each student.

| | |
|---|------------------------------|
|  Let's stay safe! | My name is: Sam |
|  Let's stay safe! | My name is: Austin |
|  Let's stay safe! | My name is: Anna |

3. Line up the name cards in view of the students at circle time. Read the Fire Safety poem. The student whose name is being called looks for their card and places it on a pocket chart or in a basket.





HAVE FUN PLAYING AND LEARNING WITH YOUR STUDENTS!



Meet Jamie

Jamie White is the founder and C.E.O of Play to Learn Preschool. She has her bachelor's degree in Early Childhood Education and a master's degree in reading education. She has taught in both public and private schools and works tirelessly to create meaningful and delightful preschool experiences for both her virtual and in-person preschool students.

ADDITIONAL RESOURCES:



Play to Learn Preschool