



CLOTHING PRESCHOOL UNIT



10 DAYS OF LESSON PLANS

177
PAGES!

- 2 circle time activities each day
- Real-life photographs to spark discussion
- Daily extension ideas



10 LEARNING CENTERS

- Literacy
- Math
- Fine Motor & Working Memory



EVERYTHING IS PLANNED FOR YOU!

Introduction to activate prior knowledge.

Tops & Bottoms

Clothing Options

Real-life photos to generate discussion.

Tops and bottoms make up the outfits we wear each day. Some outfits like dresses, jumpers, and overalls cover both the top and bottom of our bodies.

Objectives:

- The students will demonstrate an understanding of print concepts.
- The students will follow oral directions.


Activities:

1. Show the real pictures of tops and bottoms. Have each student point out their own top and bottom.
2. Label the different parts of an outfit on the colored page as a class. Then, copy the black and white template and have students cut out and paste labels on their sheets.
3. Play Clothing Bingo.

Extension Idea: Get students moving by using the Clothing Bingo cards to play another game. Read and show the cards while distinguishing between tops and bottom. Next, flash the cards one by one. If the item is a top, students stand up. If the item is a bottom, students sit down.

To Play the Clothing Bingo Game:

1. Students each receive 1 bingo card. Use counters or plastic chips as bingo markers.
2. Make a set of draw cards, placing them facedown. Pull a picture card and display it on a pocket chart in the front of the room.
3. Students mark the item on their card.



Objectives written in kid-friendly language.

Daily extension activities.

Step-by-step directions for each activity.

Sorts, poems, carpet games, and more!

SONGS & POEMS

S-H-O-E-S

(To the Tune of "Bingo")

I Can

Raindrop Pokey

To the Tune of The lily pads

Zip Up!

Coin In My Pocket

Poem

Time to Wash

Clip Clip Poem

Five pieces of laundry,
Hanging outside to dry.
We take one down,
Now how many do you spy?

Continue counting backwards.

No more laundry
Hanging up today.
We took it all down
To fold and put away!

Wash Your Clothes

To the Tune of Twinkle, Twinkle Little Star

So Many Hats

Matching Game

Do You Know?

To the Tune of "Do You Know the Muffin Man?"

Going Shopping

Poem

Special Clothes

Matching Game

Pajama Time!

Action Poem

Pajama time, pajama time.
Let's get ready for bed.
But let's get the wiggles out,
Before we rest our heads!

(Dance a card, and then everyone performs the action and pretends to sleep.)

EMERGENT MATH & LITERACY

Riddle #1
I am small, colorful, and round like a tiny ball. Some people play a game with me using jacks.
Answer: marble

Riddle #3
We are small, square plastic toys. We join together to make towers and buildings.
Answer: building block

Riddle #2
I am made of thin, metal wire and bent into an oval. I hold pieces of paper together.
Answer: paper clip

So Many Hats

Matching Game

There are so many hats. Which one to wear? Do you have the match? Let's make a pair!

bucket hat, sun hat, baseball hat, old hat

beach goer, skier

ground, under

Zip Up!

It's cold outside, Where could the zipper be?

1, 2, 3, 4, 5

©Play to Learn Preschool

I can label the parts of clothing

collar, neck, sleeve, waist, leg, pocket



©Play to Learn Preschool

What we learned about Clothes

<p>What I learned about clothes:</p> <p>A hanbok is a beautiful robe!</p> <p>Name: Andrea</p>	<p>What I learned about clothes:</p> <p>Hanging our wet clothes outside helps them dry!</p> <p>Name: Nigel</p>
<p>What I learned about clothes:</p> <p>Wearing a hat keeps the sun from burning my face!</p> <p>Name: Miranda</p>	<p>What I learned about clothes:</p> <p>A pocket holds my treasures!</p> <p>Name: Nate</p>

CENTER ACTIVITIES


Visual Discrimination



LOOKING FOR MORE CIRCLE TIME UNITS?

**SAVE
\$\$**

SAVE \$ WITH A BUNDLE



**ALL THEMES
GROWING BUNDLE**

75+ CIRCLE TIME UNITS

Play to Learn Preschool

<https://www.teacherspayteachers.com/Product/Thematic-Units-Growing-Bundle-Activities-for-Preschool-and-Pre-K-6747714>

HAVE FUN PLAYING AND LEARNING WITH YOUR STUDENTS!



Meet Jamie

Jamie White is the founder and C.E.O of Play to Learn Preschool. She has her bachelor's degree in Early Childhood Education and a master's degree in reading education. She has taught in both public and private schools and works tirelessly to create meaningful and delightful preschool experiences for both her virtual and in-person preschool students.

ADDITIONAL RESOURCES:

