

# Trees

## Preschool Unit



 **10 days  
of lesson plans**

**164**  
pages!

- 2 circle time activities each day
- Real-life photographs to spark discussion
- Daily extension ideas

 **10 learning centers**

- Literacy
- Math
- Fine Motor & Working Memory
- Book Recommendation

List (coming soon!)



# Everything is planned for you!

Introduction to activate prior knowledge.

## Tree Trunk

Support

Tree trunks are the main stem of a tree. They support the tree and move water and nutrients from the soil up to the branches and leaves. A tree's age can be seen by counting the rings inside a trunk.

### Objectives:

- The students will notice similarities and differences.
- The students will use new vocabulary.
- The students will play with words, sounds, and rhymes.




### Activities:

1. Look at the real pictures of a tree trunk. Count the rings. One set of light and dark colored rings equals one year.
2. Sing the "Tree Pokey" song. Cards are included for each verse.
3. Sing the T-R-U-N-K song in the tune of "Bingo." Display the letters T-R-U-N-K and sing the song. After singing the first verse, cover up the letter **I** with the clapping hands. Sing the second verse as "(clap)-R-U-N-K."

**Extension Idea:** Take paper and peeled crayon outside to a tree with bark. Students hold the paper up to the tree and rub the side of the crayon across the paper to reveal the bark imprint.

Real-life photos to generate discussion.  
Classroom props.

Plans



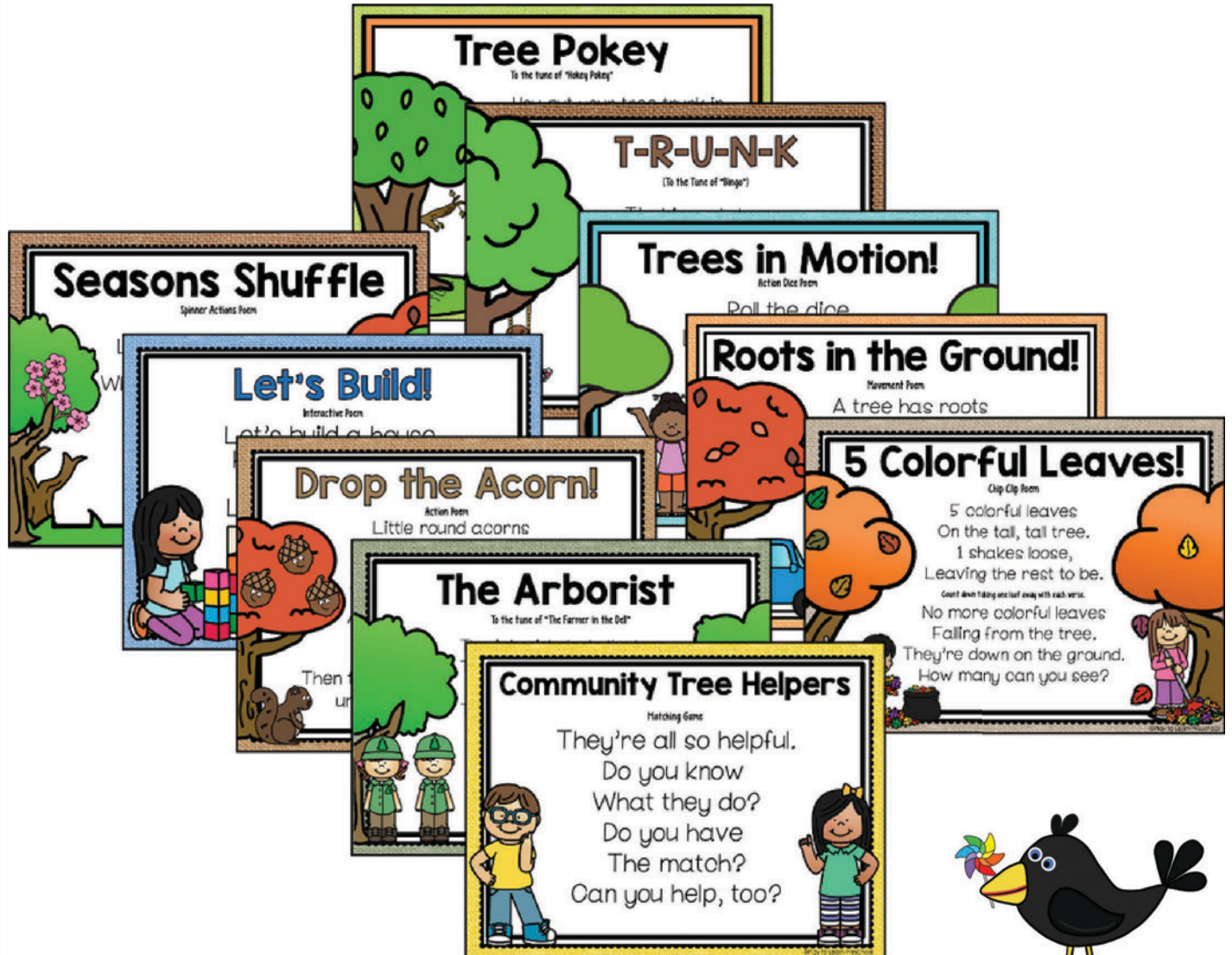
Sorts, poems, carpet games, and more!

Objectives written in kid-friendly language.

Daily extension activities, including book recommendations.




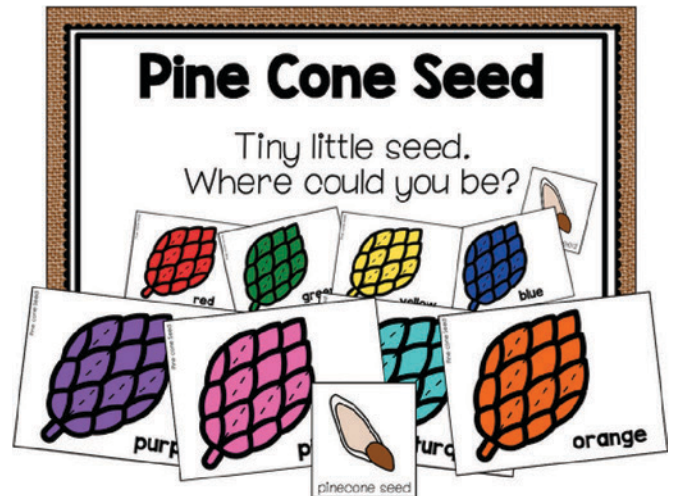
Step-by-step directions for each activity.

# Songs & Poems





# Games & Activities









# Emergent Literacy

Name \_\_\_\_\_  
I can label the parts of a tree.

leaf branch trunk roots roots

owl fox

Name \_\_\_\_\_  
Woodland Animal Scavenger Hunt

 <input checked="" type="checkbox"/> fox	 <input type="checkbox"/> chipmunk	 <input type="checkbox"/> moose
 <input type="checkbox"/> bee	 <input type="checkbox"/> owl	 <input type="checkbox"/> snake

Name \_\_\_\_\_  
T-R-U-N-K  
(To the Tune of "Bingo")  
I'm big and strong


clap! clap!

U N K


Name \_\_\_\_\_  
What animals live in trees? Draw some animals in the trees below?

Name \_\_\_\_\_  
Trees give us shade on a sunny day.  
What do you like best about trees?

# Center Activities



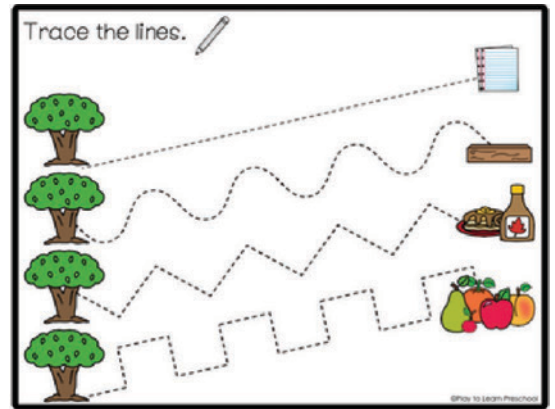
Folder Games



Word Strips



Beginning Sound Cards



Practice Pages



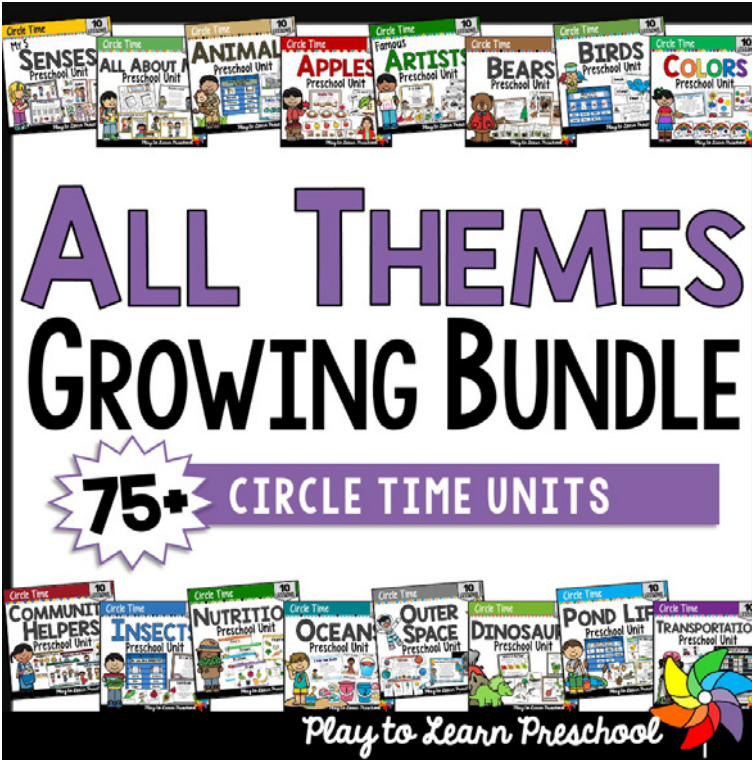
...and MORE!



# Looking for More Circle Time Units?

SAVE  
\$\$

Save \$ with a  
Bundle



**ALL THEMES  
GROWING BUNDLE**

**75+** CIRCLE TIME UNITS

*Play to Learn Preschool*



<https://www.teacherspayteachers.com/Product/Thematic-Units-Growing-Bundle-Activities-for-Preschool-and-Pre-K-6747714>

# Have fun playing and learning with your students!



## Meet Jamie

Jamie is the founder and C.E.O of Play to Learn Preschool. She has her bachelor's degree in Early Childhood Education and a master's degree in reading education. She has taught in both public and private schools and works tirelessly to create meaningful and delightful preschool experiences for both her virtual and in-person preschool students.

## Additional Resources:



Play to Learn Preschool