


Everything is Planned for You!

Introduction to activate prior knowledge.

Objectives written in kid-friendly language.



Eggs

What are eggs?

Day 4
lesson
plans

An egg is a hard-shelled object with an oval shape that is produced by female birds. Hens, or female chickens, are responsible for laying eggs. Sometimes, eggs contain chicks inside them, while others do not. Eggs that do not contain chicks are sold in grocery stores or farmers' markets for people to purchase to eat.

Objectives:

- The students will demonstrate basic locomotor skills.
- The students will share and take turns with others.

Activities:

1. Show the photographs to the class. Discuss what the students see in each photo.
2. Sing the "Egg On My Head!" song. Provide a plastic toy egg to each student to place on their body. Egg cards are also provided. Use the picture cards to assist with each verse.
3. Play the "Where's the Egg?" carpet game.

Extension Idea: Teach ASL for "egg" by forming the letter "H" with your pointer and middle fingers on both hands. Put your right hand "H" on top of your left hand "H" then swipe hands down as if breaking the egg.



To Play the Game:

- Line up the pictures of the hens. Pick the right number of cards for your students. Identify the shapes together.
- Hide the egg under one of the hens and recite the poem to find it.
- Children guess where the egg is hiding by looking at the shape.




Real-life photos to generate discussion.

Songs, activities, carpet games, and more!

Daily extension activities.

Step-by-step directions for each activity.

Songs, Games & Activities



Egg On My Head!

To the tune of "If You're Happy and You Know It"

There's an egg on my head,
On my head!

There's an egg on my head,
On my head!

Oh, there's an egg on my head,
Did you hear what I just said?



Riddle #1
I have feathers and lay eggs. I live on a farm or in a backyard.
Answer: hen

Riddle #2
I'm a baby chicken and hatch out of an egg.
Answer: chick


Riddle #3
I am bigger than a hen and make a noise in the morning that sounds "like cock-a-doodle-do!"
Answer: rooster


Emergent Literacy

Chicken Scavenger Hunt

 <input type="checkbox"/> hen	 <input type="checkbox"/> egg	 <input type="checkbox"/> chick
 <input type="checkbox"/> rooster	 <input type="checkbox"/> nest	 <input type="checkbox"/> chicken coop

Have you ever seen a **Chicken?**

 Yes, I have.

 No, not yet.


Ginger **Mac**

Rocky **Fetcher**

Babs **Fowler**

Tweedy

I can label the parts of a chicken.



Labels: comb, tail, wing, beak, wattle, feet



Emergent Math









Counting

Counting Eggs




Numbers 1-8

Counting

 five	 eight	 three	 six
 one	 four	 two	 seven



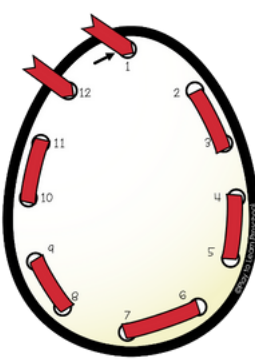
Where's the Egg?

Little brown hen,



heart square star trapezoid

Look under their legs!



Center Activities

Name _____

Trace the line from left to right.

Trace the lines.

Chickens Color Matching

Chickens Color Matching

Chickens Color Matching

Chickens Color Matching

pink

blue

yellow

green

Name _____

Some chickens live in a hen house. If you were a chicken, how many chicken friends would you like to live with you? Draw them below.

©Play to Learn Preschool

Looking for MORE Thematic Units?

Save
\$\$

Save \$ with
a Bundle



ALL THEMES GROWING BUNDLE

75+ CIRCLE TIME UNITS



Play to Learn Preschool



<https://www.teacherspayteachers.com/Product/Thematic-Units-Growing-Bundle-Activities-for-Preschool-and-Pre-K-6747714>

Have fun playing and learning with your students!



Meet Jamie

Jamie is the founder and C.E.O of Play to Learn Preschool. She has her bachelor's degree in Early Childhood Education and a master's degree in reading education. She has taught in both public and private schools and works tirelessly to create meaningful and delightful preschool experiences for both her virtual and in-person preschool students.

Additional Resources:

