

Everything is Planned for You!

Recycle

Making New Things

Recycling is the process of taking materials ready to be thrown away and changing them into something new. Things made of paper, glass, metal and plastic can be recycled. This helps keep trash out of landfills and is good for the planet.

Objectives:

- The students will actively participate in conversations.
- The students will recognize numbers.

Activities:

1. Show the real life photographs. Ask students why it is important to recycle (reduce waste). What types of things can be recycled?
2. Create riddle bags. Place small clean, recycled items inside each bag and attach the riddle. (As an alternative, you can print the pictures and put them inside the bags.)
**Use caution with cans or glass containers. Rough edges should not be used in the preschool classroom.*
3. Play the recycling carpet game.

Extension Idea:
Teach the ASL sign for **recycle**. Make the letter "R" with your dominant hand and then move the hand around in a circle.

To Play the Game:

- Line up the pictures of the recycling bins. Pick the right number of cards for your students. Identify the numbers together.
- Hide the water bottle under one of the bins and recite the poem to find it.
- Children guess where the water bottle is hiding by identifying the number on the bin.

Day 4 lesson plans

Time to Recycle
It's time to recycle.
Where could the bottle be?
Pick a bin.
Let's look and see.

©Play to Learn Preschool



Introduction to activate prior knowledge.

Objectives written in kid-friendly language.

Real-life photos to generate discussion.

Songs, activities, carpet games, and more!

Daily extension activities.

Step-by-step directions for each activity.



Songs, Games & Activities

Composting

Item


We love our Earth, so let's chip in! We can make less trash if we compost. Let's take a look. Here are some items that can be composted. Here are some items that cannot be composted.

This goes in the compost bin.

- sticks
- banana peel
- vegetable scraps

This does NOT go in the compost bin.

- greasy food
- fish



Help the Earth!

To the tune of "If You're Happy and You Know It"

If you want to help the Earth
Clap your hands. (clap, clap)

If you want to help the Earth

- recycle things
- turn off lights
- plant a tree
- use less water



Riddle #1

You can read this to find out what is happening around the world. It is mostly grey with words on it.

Answer: newspaper

Riddle #2

This is something you can use to drink from. It is clear with a round cap.

Answer: water bottle

Riddle #3

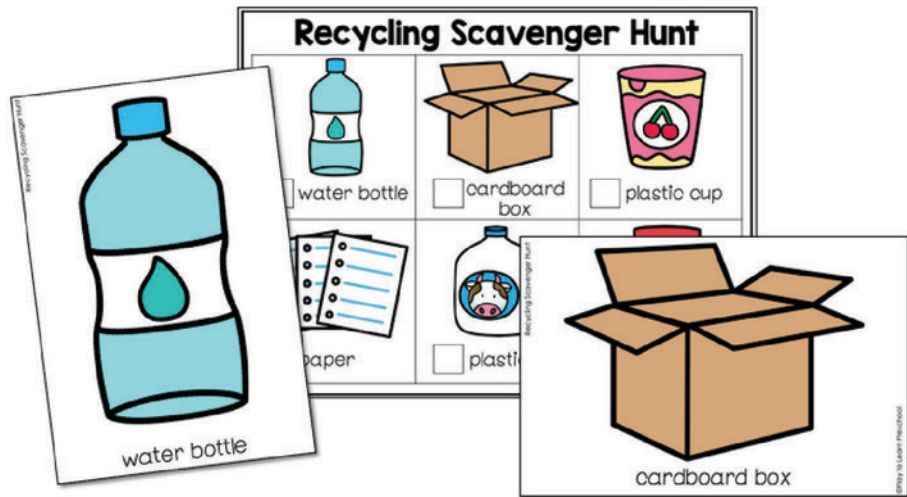
This item is in the shape of a cylinder. It can hold things like soda or vegetables.

Answer: aluminum can



Emergent Literacy

Recycling Scavenger Hunt



A set of recycling scavenger hunt cards. One card shows a water bottle with the label 'water bottle'. Another card shows a cardboard box with the label 'cardboard box'. A third card shows a plastic cup with the label 'plastic cup'. Other cards show a paper notebook labeled 'paper' and a plastic milk jug labeled 'plastic'. A large cardboard box is also shown with the label 'cardboard box'.

R-E-U-S-E
(to the tune of "Bingo")
We help the earth when we do this.
We love to help our planet!
R-E-U-S-E



A set of cards for the R-E-U-S-E activity. Two cards show a girl clapping with the word 'Clap!'. Three cards show the letters 'U', 'S', and 'E' in large circles, each with a small illustration of a child recycling. A cartoon crow is on the left.

Do you recycle?



A large blue-bordered card with a dashed border. At the top, it says 'Do you recycle?' with two children holding recycling bins. Below are two columns of name cards. The first column has 'Yes, I do!' with two children and names: Janine, Gregory, and Jacob. The second column has 'No, not yet.' with two children and names: Ava, Melissa, Johnson, and Barbara.

Emergent Math

Counting
Reduce, Reuse, Recycle

Time to Recycle
It's time to recycle.
Where could the bottle be recycled?

How many bottles will you recycle?

bottle cards

number cards

Counting

1
2
3
4

Let's look and see.

Time to recycle. Let's put them in the bin. Pick a number and put them in.

6

yellow bottle, orange bottle, blue bottle, purple bottle, red bottle, green bottle

©Play to Learn Preschool



Center Activities

Visual Discrimination

A grid of 12 visual discrimination cards. Each card features an illustration of a recycling-related item and its corresponding label below it. The items are: bin, can, trash, bag, cart, paper, compost, reusable bottle, dumpster, box, recycle, and newspaper. Each card also includes a small recycling symbol icon.

Recycling word strips for the word 'recycle'. The letters 'r', 'e', 'c', and 'y' are on individual strips, each with a recycling bin icon. The letters 'c', 'l', and 'e' are on a larger strip with a dashed line for tracing.

Recycling word strips for the words 'can', 'card', and 'cycle'. Each letter is on a separate strip with a recycling bin icon. The letters 'c', 'a', and 'n' are on one set of strips, 'c', 'a', and 'r', and 'c', 'l', and 'e' are on another set.


Three recycling bins with numbers and labels. The first bin has the number '1' and is labeled 'can'. The second bin has the number '2' and is labeled 'glass'. The third bin has the number '3' and is labeled 'box'.



Looking for MORE Thematic Units?


Save
\$\$

Save \$ with
a Bundle



**All Themes
Growing Bundle**

70 CIRCLE TIME UNITS



Play to Learn Preschool



<https://www.teacherspayteachers.com/Product/Thematic-Units-Growing-Bundle-Activities-for-Preschool-and-Pre-K-6747714>



Have fun playing and learning with your students!



Meet Jamie

Jamie is the founder and C.E.O of Play to Learn Preschool. She has her bachelor's degree in Early Childhood Education and a master's degree in reading education. She has taught in both public and private schools and works tirelessly to create meaningful and delightful preschool experiences for both her virtual and in-person preschool students.

Additional Resources:

