

Everything is Planned for You!

Introduction to activate prior knowledge.

Owl Bodies

An Adapted Masterpiece

Day 3 lesson plans

Owls are amazing animals that are adapted to their way of life. While they are unable to move their eyes, they can turn their heads almost all the way around because of the fact that they have 14 neck vertebrae (vs. a human's 7). They also have powerful talons/claws that help to catch their food, a curved beak for ripping apart prey, and soft feathers that provide for silent flight.

Objectives:

- The students will demonstrate an understanding of print concepts.
- The students will play with words, sounds, and rhymes.

Activities:

1. Show the real-life photographs of owls. Ask students what they see in the photographs that distinguishes owls from other birds (large eyes, curved beak, large, round head).
2. Point out the different parts of an owl. Label the colored picture as a class and make copies of the B&W page for students to complete.
3. Sing the song "Owl Pokey" with students. Have the students move the body part that corresponds with the owl part as the song progresses.

Extension Idea:

Teach the ASL sign for **body**. Tuck thumbs in and place hands on your shoulders, palms facing in. Bring hands down and...



Owl Pokey

You put your beak in,
You put your beak out,
You put your beak in,
and you shake it all about.
You do the Owl Pokey
and you turn yourself around.
That's what it's all about.

Real-life photos to generate discussion.

Objectives written in kid-friendly language.



Songs, activities, carpet games, and more!



Daily extension activities.

Step-by-step directions for each activity.

Songs, Games & Activities



Emergent Literacy

Have you ever seen an owl?

Yes, I have!

No, not yet.

Hedwig

Dudley

Harry

Fallon

Hermoine

Lee

Elizabeth

I can label the parts of an owl.

wings

head

tail

owl.

beak

feet




Emergent Math

Which one is missing?





Center Activities


Concentration




Rhyming Puzzles



Shape Recognition



Visual Discrimination



Number Recognition

Looking for MORE Thematic Units?

Save
\$\$

Save \$ with
a Bundle



All Themes Growing Bundle

70 CIRCLE TIME UNITS



Play to Learn Preschool



<https://www.teacherspayteachers.com/Product/Thematic-Units-Growing-Bundle-Activities-for-Preschool-and-Pre-K-6747714>



Have fun playing and learning with your students!



Meet Jamie

Jamie is the founder and C.E.O of Play to Learn Preschool. She has her bachelor's degree in Early Childhood Education and a master's degree in reading education. She has taught in both public and private schools and works tirelessly to create meaningful and delightful preschool experiences for both her virtual and in-person preschool students.

Additional Resources:

