

Everything is planned for you!

Teacher Planning page with Objectives, Fun Facts, Supply Lists

Guiding questions (and answers) to help promote discussion

Teacher-Recommended Book List

Step-by-step directions for each activity.

Language Board with detailed pictures

Planning Page - Heavy & Light
Learning Objectives:
 • The students will develop language to describe the properties of an object.
 • The student will compare the weight of two objects.
 • The students will sort objects according to their attributes.

Guiding Questions - Heavy & Light
Does size affect the weight of an object?
 Size does not always affect the weight of an object. Many times, children will think that something that is big will automatically weigh more than something that is small. But we know that is not always the case. For example, a small brick is heavier than a large beachball.

Which weighs more?
 Asking students to predict which item weighs more can encourage great discussion. Some students may think the larger item always weighs more, while other students may choose things that are hard or dense with weighing more. Propose the following comparisons and ask for students to explain their predictions of "which weighs more?"

Scientific Investigation - Heavy & Light
Which object is heavier?
 Young children are fascinated by a balance and how to make it go "up" or "down." They have probably explained it at the playground on a seesaw. Set up this balance center to help them understand weight and how a balance works.

Concept of Word - Heavy & Light
Learning Objective:
 • The student will demonstrate an understanding of print concepts.
 • The student will classify objects by weight.

Book Recommendations - Heavy & Light
How Heavy? by Mark Weakland
 A fantastic way to introduce the concept of weight to young learners. This rhyming text uses "wacky" comparisons to help children understand the relative size of different objects. A sure hit!

Weigh It! by Rachel First
 This emergent science text is the perfect pairing to a preschool science center. Bright, full-color photographs grab students' attention while labels, headings, and captions introduce non-fiction texts.



Heavy & Light Language Board

 balance	 scale	 weight
 gravity	 heavy	 light

4 Full Color Resource Posters

Beautiful
pictures to
attract
students'
attention



Some things are light.




Clear, concise sentences
to reinforce the concept



Math & Literacy

Practice sorting and looking for differences

Which object is heavier?



This object is





LIGHT


This object is



HEAVY




weight




Vocabulary Tracing Cards

heavy

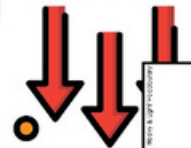


light




Vocabulary cards to hang around the science center

gravity



a force that pulls things to the ground

heavy




objects that have a lot of weight or are hard to lift

balance



a device used to compare the weight of two objects

light



objects that have less weight or are easily lifted

scale



a device used to measure the weight of an object

weight



a measure of the amount of force something puts on a scale



Student Mini-Books

Practice facts
learned in class

I can measure **heavy** and **light**.

Paper is **light**.

A pumpkin is **heavy**.

Things that are **light** go up.

Things that are **heavy** go down.

A **balance** compares weights.

I can weigh myself on a scale.

Weight can be measured

All About
**Heavy
&
Light**



Name _____

Black & White
2 copies/page

8

7

6

5

4

3

2

1

Send home for
additional practice



Looking for More Preschool Resources?

SAVE
\$\$\$

GROWING
Circle Time Bundle

Lifetime
Updates



<https://www.teacherspayteachers.com/Product/Preschool-Thematic-Units-Bundle-6747714>

Have fun playing and learning with your students!



Meet Jamie

Jamie is the founder and C.E.O of Play to Learn Preschool. She has her bachelor's degree in Early Childhood Education and a master's degree in reading education. She has taught in both public and private schools and works tirelessly to create meaningful and delightful preschool experiences for both her virtual and in-person preschool students.

Additional Resources:

