
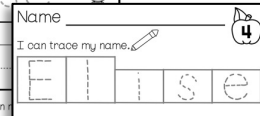


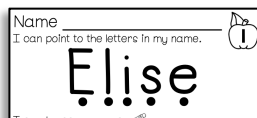


Editable

class  
set

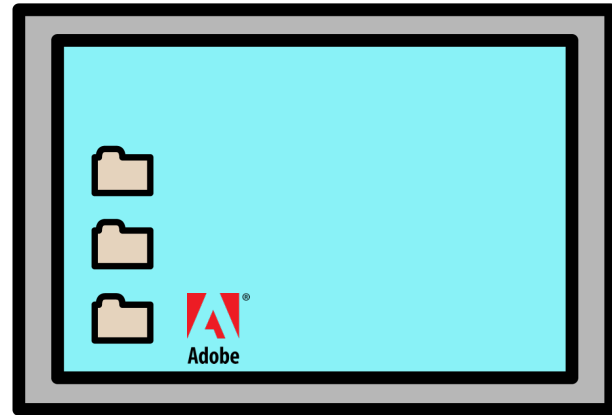

# September Name Practice



Play to Learn Preschool

# Individualized Name Practice in 3 Easy Steps!


## Step #1



Download the product  
& open in Adobe.

You need to open and edit the name  
pages in *Adobe Reader*.


My Class List		*Spaces 22-24 can be used for longer names. Extra places will be printed on pg. 110.	
Name	Enter 1 letter in each box		
example Jamie	J a m i e		
1. Betsy	B e t s y		
2. Romeo	R o m e o		
3. Seamus	S e a m u s		
4. Misty	M i s t y		
5. Jasmine	J a s m i n e		
6. Cyrus	C y r u s		
7. Summer	S u m m e r		
8. Bradley	B r a d l e y		
9. Elise	E l i s e		
10. Jack	J a c k		
11. Autumn	A u t u m n		
12. Imani	I m a n i		
13.			
14.			
15.			
16.			
17.			
18.			
19.			
20.			
21.			
22. Sebastian	S e b a s t i a n		
23.			
24.			



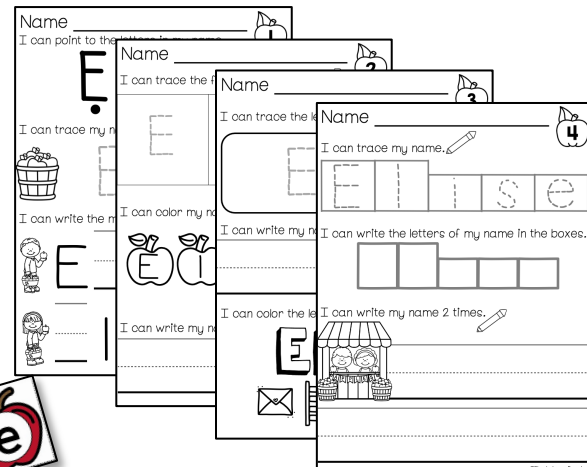
## Step #2

Open the file in Adobe  
& type your class list  
(up to 24 names).

## Step #3



Print, Out, & Go!  
The names, first letters,  
and matching pictures will  
fill in automatically.



# Frequently Asked Questions

## Why don't the fonts look right on mine?



This happens when you open and edit this name file either in a generic PDF reader or through a "Preview" web browser. The file is only editable through Adobe.

- Make sure you have the most up-to-date version of the free Adobe Reader.
- Download the name activities to your computer.
- Close your internet browser.
- Open Adobe Reader then click on "File" -> "Open" and click on the name activity in your downloads.
- You will be able to edit the names and print it correctly.

## How long can the names be?



These activities can accommodate names up to **12 letters**.

- When you enter the names on your class list, use spaces #1-21 for names that have 8 or fewer letters.
- Names with 9-12 letters should go in spaces #22-24.

## What happens if I have more than 24 students?



This name activity file is reusable so you can use it with more than one class, year after year. You can use it as many times as you want. Here are 2 ways to do it:

- Download and save the file multiple times. You can label them "4s class" and "5s class" or "2022" and "2023" etc.
- After you use the file for your class, just delete all of the names from the class list and type in a new set of names.

## How can I edit this on my iPad?



- Unfortunately, Apple and Adobe do not work well together. The file is only editable with Adobe. The easiest thing to do is download the file to a computer (not a tablet, iPad, or mobile device). Open Adobe and edit from there.
- Another option is to research PDF apps for the iPad that will convert Adobe files to fillable forms. (We've heard good things about the Lumin app.)

## I need more help with this. Who can I contact?



- If you purchased this resource on TpT, please contact their tech support for help: <https://www.teacherspayteachers.com/Contact>
- If you purchased this resource directly from Play to Learn Preschool, please contact us via email for help: [PTLpreschool@gmail.com](mailto:PTLpreschool@gmail.com)

# My Class List

\*Spaces 22—24 can be used for longer names. Extra pieces will be printed on pg. 112.

Name	Enter 1 letter in each box									
<i>example</i> Jamie	J	a	m	i	e					
1.										
2.										
3.										
4.										
5.										
6.										
7.										
8.										
9.										
10.										
11.										
12.										
13.										
14.										
15.										
16.										
17.										
18.										
19.										
20.										
21.										
22.										
23.										
24.										

# September Names

## Letter Matching

**Objective:** Students will recognize letters of the alphabet in their name.

**Preparation:** Use the class list to print a basket card and apple letters for each student. Cut apart the apple letters and place all pieces in an envelope or zip-top bag.

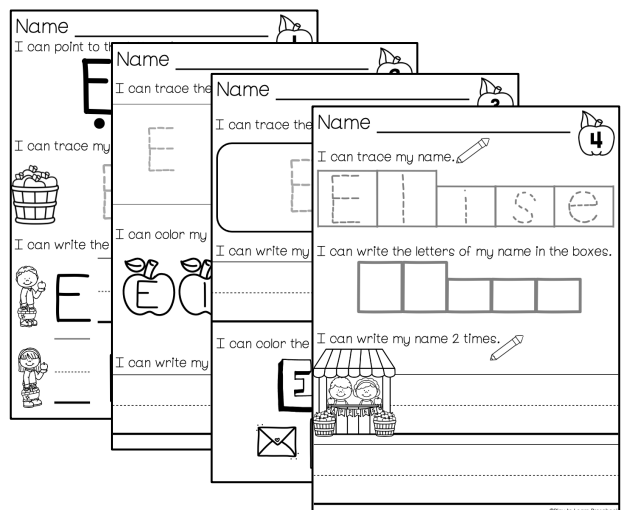


**Procedure:** Lay the basket card and apple letters on a table for the students to match. Attach a small pocket to the back of the basket card to store the apple letters. Students use the apples to create their name.

### Helpful Hint:

Write the student's initials on the back of each apple in case they get mixed up.

**Additional Practice:** The customized name worksheets are a great way for pre-K students to gain additional practice in writing their names. Print off the worksheets to use in conjunction with the hands-on practice. Use one page each week as a wrap-up to the independent practice.




My name is




©Play to Learn Preschool

September Names



Name \_\_\_\_\_



I can point to the letters in my name.

I can trace my name. 



I can write the missing letters in my name.



\_\_\_\_\_

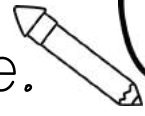
-----

\_\_\_\_\_




_____	_____
-----	-----
_____	_____

Name \_\_\_\_\_



I can trace the first letter of my name.

--	--	--



I can color my name.



I can write my name.

---

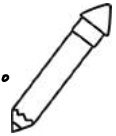
---

---

Name \_\_\_\_\_



I can trace the letters in my name.



A large, empty rounded rectangular box intended for tracing the letters of the child's name.




I can write my name.

Handwriting practice lines consisting of a solid top line, a dashed middle line, and a solid bottom line.

I can color the letters in my name.

Name \_\_\_\_\_



I can trace my name. 

I can write the letters of my name in the boxes.

I can write my name 2 times. 



\_\_\_\_\_

-----

\_\_\_\_\_


-----

My name is




©Play to Learn Preschool

September Names



Name \_\_\_\_\_



I can point to the letters in my name.

I can trace my name. 



I can write the missing letters in my name.



\_\_\_\_\_

-----

\_\_\_\_\_

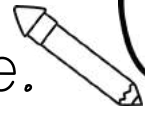


\_\_\_\_\_

-----

\_\_\_\_\_

Name \_\_\_\_\_



I can trace the first letter of my name.

--	--	--



I can color my name.



I can write my name.

---

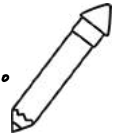
---

---

Name \_\_\_\_\_



I can trace the letters in my name.



A large, empty rounded rectangular box intended for tracing the letters of the child's name.




I can write my name.

Handwriting practice lines consisting of a solid top line, a dashed middle line, and a solid bottom line.

I can color the letters in my name.

Name \_\_\_\_\_



I can trace my name. 

I can write the letters of my name in the boxes.

I can write my name 2 times. 




\_\_\_\_\_

-----

\_\_\_\_\_


-----

My name is



©Play to Learn Preschool

September Names



Name \_\_\_\_\_



I can point to the letters in my name.

I can trace my name. 



I can write the missing letters in my name.

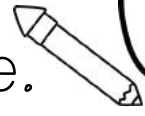


\_\_\_\_\_  
-----  
\_\_\_\_\_



\_\_\_\_\_                      \_\_\_\_\_  
-----                      -----  
\_\_\_\_\_                      \_\_\_\_\_

Name \_\_\_\_\_



I can trace the first letter of my name.

--	--	--



I can color my name.



I can write my name.

---

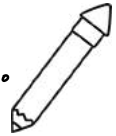
---

---

Name \_\_\_\_\_



I can trace the letters in my name.



A large, empty rounded rectangular box intended for tracing the letters of the child's name.




I can write my name.

Handwriting practice lines consisting of a solid top line, a dashed middle line, and a solid bottom line.

I can color the letters in my name.

Name \_\_\_\_\_



I can trace my name. 

I can write the letters of my name in the boxes.

I can write my name 2 times. 



\_\_\_\_\_

-----

\_\_\_\_\_


-----

My name is




©Play to Learn Preschool

September Names



Name \_\_\_\_\_



I can point to the letters in my name.

I can trace my name. 



I can write the missing letters in my name.



\_\_\_\_\_

-----

\_\_\_\_\_

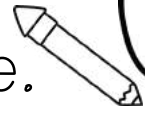


\_\_\_\_\_

-----


\_\_\_\_\_

Name \_\_\_\_\_



I can trace the first letter of my name.

--	--	--



I can color my name.



I can write my name.

---

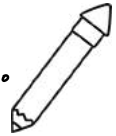
---

---

Name \_\_\_\_\_



I can trace the letters in my name.



A large, empty rounded rectangular box intended for tracing the letters of the child's name.




I can write my name.

Handwriting practice lines consisting of a solid top line, a dashed middle line, and a solid bottom line.

I can color the letters in my name.

Name \_\_\_\_\_



I can trace my name. 

I can write the letters of my name in the boxes.

I can write my name 2 times. 



\_\_\_\_\_

\_\_\_\_\_


\_\_\_\_\_

My name is



©Play to Learn Preschool

September Names



Name \_\_\_\_\_



I can point to the letters in my name.

I can trace my name. 



I can write the missing letters in my name.



\_\_\_\_\_

-----

\_\_\_\_\_

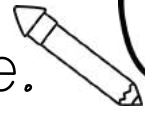


\_\_\_\_\_

-----

\_\_\_\_\_

Name \_\_\_\_\_



I can trace the first letter of my name.

--	--	--



I can color my name.



I can write my name.

---

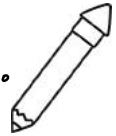
---

---

Name \_\_\_\_\_



I can trace the letters in my name.



A large, empty rounded rectangular box intended for tracing the letters of the child's name.



I can write my name.

Handwriting practice lines consisting of a solid top line, a dashed middle line, and a solid bottom line.

I can color the letters in my name.

Name \_\_\_\_\_



I can trace my name. 

I can write the letters of my name in the boxes.

I can write my name 2 times. 




\_\_\_\_\_

-----


\_\_\_\_\_

My name is



©Play to Learn Preschool

September Names



Name \_\_\_\_\_



I can point to the letters in my name.

I can trace my name. 



I can write the missing letters in my name.



\_\_\_\_\_

-----

\_\_\_\_\_

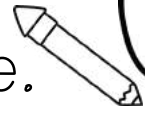


\_\_\_\_\_

-----

\_\_\_\_\_

Name \_\_\_\_\_



I can trace the first letter of my name.

--	--	--



I can color my name.



I can write my name.

---

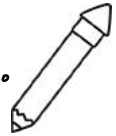
---

---

Name \_\_\_\_\_



I can trace the letters in my name.



A large, empty rounded rectangular box intended for tracing the letters of the child's name.




I can write my name.

Handwriting practice lines consisting of a solid top line, a dashed middle line, and a solid bottom line.

I can color the letters in my name.

Name \_\_\_\_\_



I can trace my name. 

I can write the letters of my name in the boxes.

I can write my name 2 times. 




\_\_\_\_\_

-----

\_\_\_\_\_


-----

My name is




©Play to Learn Preschool

September Names



Name \_\_\_\_\_



I can point to the letters in my name.

I can trace my name. 



I can write the missing letters in my name.



\_\_\_\_\_

-----

\_\_\_\_\_

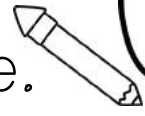


\_\_\_\_\_

-----

\_\_\_\_\_

Name \_\_\_\_\_



I can trace the first letter of my name.

--	--	--



I can color my name.



I can write my name.

---

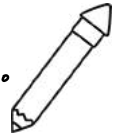
---

---

Name \_\_\_\_\_



I can trace the letters in my name.



A large, empty rounded rectangular box intended for tracing the letters of the child's name.




I can write my name.

Handwriting practice lines consisting of a solid top line, a dashed middle line, and a solid bottom line.

I can color the letters in my name.

Name \_\_\_\_\_



I can trace my name. 

I can write the letters of my name in the boxes.

I can write my name 2 times. 




\_\_\_\_\_

-----

\_\_\_\_\_


-----

My name is




©Play to Learn Preschool

September Names



Name \_\_\_\_\_



I can point to the letters in my name.

I can trace my name. 



I can write the missing letters in my name.



\_\_\_\_\_

-----

\_\_\_\_\_

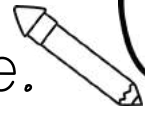


\_\_\_\_\_

-----

\_\_\_\_\_

Name \_\_\_\_\_



I can trace the first letter of my name.

--	--	--



I can color my name.



I can write my name.

---

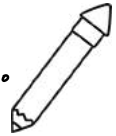
---

---

Name \_\_\_\_\_



I can trace the letters in my name.



A large, rounded rectangular box intended for tracing the letters of the child's name.




I can write my name.

Handwriting practice lines consisting of a solid top line, a dashed middle line, and a solid bottom line.

I can color the letters in my name.

Name \_\_\_\_\_



I can trace my name. 

I can write the letters of my name in the boxes.

I can write my name 2 times. 




\_\_\_\_\_

-----


\_\_\_\_\_

My name is



©Play to Learn Preschool

September Names



Name \_\_\_\_\_



I can point to the letters in my name.

I can trace my name. 



I can write the missing letters in my name.



\_\_\_\_\_

-----

\_\_\_\_\_

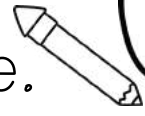


\_\_\_\_\_

-----

\_\_\_\_\_

Name \_\_\_\_\_



I can trace the first letter of my name.

--	--	--



I can color my name.



I can write my name.

---

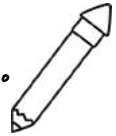
---

---

Name \_\_\_\_\_



I can trace the letters in my name.



A large, empty rounded rectangular box intended for tracing the letters of the child's name.




I can write my name.

Handwriting practice lines consisting of a solid top line, a dashed middle line, and a solid bottom line.

I can color the letters in my name.

Name \_\_\_\_\_



I can trace my name. 

I can write the letters of my name in the boxes.

I can write my name 2 times. 



\_\_\_\_\_

-----


\_\_\_\_\_

My name is




©Play to Learn Preschool

September Names



Name \_\_\_\_\_



I can point to the letters in my name.

I can trace my name. 



I can write the missing letters in my name.



\_\_\_\_\_

-----

\_\_\_\_\_

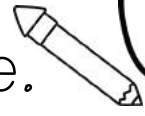


\_\_\_\_\_

-----

\_\_\_\_\_

Name \_\_\_\_\_



I can trace the first letter of my name.

--	--	--



I can color my name.



I can write my name.

---

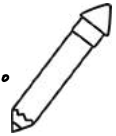
---

---

Name \_\_\_\_\_



I can trace the letters in my name.



A large, empty rounded rectangular box intended for tracing the letters of the child's name.




I can write my name.

Handwriting practice lines consisting of a solid top line, a dashed middle line, and a solid bottom line.

I can color the letters in my name.

Name \_\_\_\_\_



I can trace my name. 

I can write the letters of my name in the boxes.

I can write my name 2 times. 




\_\_\_\_\_

-----

\_\_\_\_\_


-----

My name is




©Play to Learn Preschool

September Names



Name \_\_\_\_\_



I can point to the letters in my name.

I can trace my name. 



I can write the missing letters in my name.



\_\_\_\_\_

-----

\_\_\_\_\_

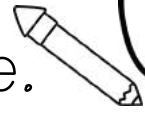


\_\_\_\_\_

-----

\_\_\_\_\_

Name \_\_\_\_\_



I can trace the first letter of my name.

--	--	--



I can color my name.



I can write my name.

---

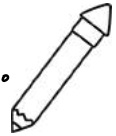
---

---

Name \_\_\_\_\_



I can trace the letters in my name.



A large, rounded rectangular box intended for tracing the letters of the child's name.




I can write my name.

Handwriting practice lines consisting of a solid top line, a dashed middle line, and a solid bottom line.

I can color the letters in my name.

Name \_\_\_\_\_



I can trace my name. 

I can write the letters of my name in the boxes.

I can write my name 2 times. 




\_\_\_\_\_

\_\_\_\_\_


\_\_\_\_\_

My name is



©Play to Learn Preschool

September Names



Name \_\_\_\_\_



I can point to the letters in my name.

I can trace my name. 



I can write the missing letters in my name.



\_\_\_\_\_

-----

\_\_\_\_\_

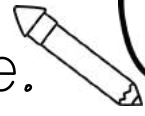


\_\_\_\_\_

-----


\_\_\_\_\_

Name \_\_\_\_\_



I can trace the first letter of my name.

--	--	--



I can color my name.



I can write my name.

---

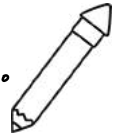
---

---

Name \_\_\_\_\_



I can trace the letters in my name.



A large, empty rounded rectangular box intended for tracing the letters of the child's name.




I can write my name.

Handwriting practice lines consisting of a solid top line, a dashed middle line, and a solid bottom line.

I can color the letters in my name.

Name \_\_\_\_\_



I can trace my name. 

I can write the letters of my name in the boxes.

I can write my name 2 times. 




\_\_\_\_\_

-----


\_\_\_\_\_

My name is



©Play to Learn Preschool

September Names



Name \_\_\_\_\_



I can point to the letters in my name.

I can trace my name. 



I can write the missing letters in my name.



\_\_\_\_\_

-----

\_\_\_\_\_

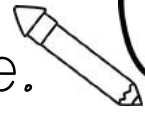


\_\_\_\_\_

-----


\_\_\_\_\_

Name \_\_\_\_\_



I can trace the first letter of my name.

--	--	--



I can color my name.



I can write my name.

---

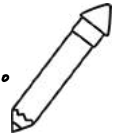
---

---

Name \_\_\_\_\_



I can trace the letters in my name.



A large, empty rounded rectangular box intended for tracing the letters of the child's name.




I can write my name.

Handwriting practice lines consisting of a solid top line, a dashed middle line, and a solid bottom line.

I can color the letters in my name.

Name \_\_\_\_\_



I can trace my name. 

I can write the letters of my name in the boxes.

I can write my name 2 times. 



\_\_\_\_\_

-----

\_\_\_\_\_


-----

My name is




©Play to Learn Preschool

September Names



Name \_\_\_\_\_



I can point to the letters in my name.

I can trace my name. 



I can write the missing letters in my name.



\_\_\_\_\_

-----

\_\_\_\_\_

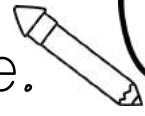


\_\_\_\_\_

-----

\_\_\_\_\_

Name \_\_\_\_\_



I can trace the first letter of my name.

--	--	--



I can color my name.



I can write my name.

---

---

---

Name \_\_\_\_\_



I can trace the letters in my name.



A large, empty rounded rectangular box intended for tracing the letters of the child's name.




I can write my name.

Handwriting practice lines consisting of a solid top line, a dashed middle line, and a solid bottom line.

I can color the letters in my name.

Name \_\_\_\_\_



I can trace my name. 

I can write the letters of my name in the boxes.

I can write my name 2 times. 




\_\_\_\_\_

-----

\_\_\_\_\_


-----

My name is



©Play to Learn Preschool

September Names



Name \_\_\_\_\_



I can point to the letters in my name.

I can trace my name. 



I can write the missing letters in my name.



\_\_\_\_\_

-----

\_\_\_\_\_

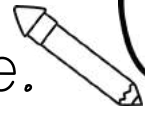


\_\_\_\_\_

-----


\_\_\_\_\_

Name \_\_\_\_\_



I can trace the first letter of my name.

--	--	--



I can color my name.



I can write my name.

---

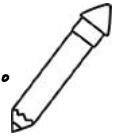
---

---

Name \_\_\_\_\_



I can trace the letters in my name.



A large, empty rounded rectangular box intended for tracing the letters of the child's name.




I can write my name.

Handwriting practice lines consisting of a solid top line, a dashed middle line, and a solid bottom line.

I can color the letters in my name.

Name \_\_\_\_\_



I can trace my name. 

I can write the letters of my name in the boxes.

I can write my name 2 times. 



\_\_\_\_\_

-----

\_\_\_\_\_


-----

My name is




©Play to Learn Preschool

September Names



Name \_\_\_\_\_



I can point to the letters in my name.

I can trace my name. 



I can write the missing letters in my name.



\_\_\_\_\_

-----

\_\_\_\_\_

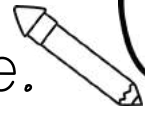


\_\_\_\_\_

-----


\_\_\_\_\_

Name \_\_\_\_\_



I can trace the first letter of my name.

--	--	--



I can color my name.



I can write my name.

---

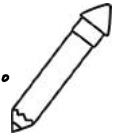
---

---

Name \_\_\_\_\_



I can trace the letters in my name.



A large, empty rounded rectangular box intended for tracing the letters of the child's name.




I can write my name.

Handwriting practice lines consisting of a solid top line, a dashed middle line, and a solid bottom line.

I can color the letters in my name.

Name \_\_\_\_\_



I can trace my name. 

I can write the letters of my name in the boxes.

I can write my name 2 times. 




\_\_\_\_\_

-----


\_\_\_\_\_

My name is




©Play to Learn Preschool

September Names



Name \_\_\_\_\_



I can point to the letters in my name.

I can trace my name. 



I can write the missing letters in my name.



\_\_\_\_\_

-----

\_\_\_\_\_

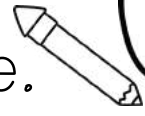


\_\_\_\_\_

-----

\_\_\_\_\_

Name \_\_\_\_\_



I can trace the first letter of my name.

--	--	--



I can color my name.



I can write my name.

---

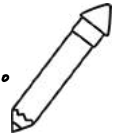
---

---

Name \_\_\_\_\_



I can trace the letters in my name.



A large, empty rounded rectangular box intended for tracing the letters of the child's name.




I can write my name.

Handwriting practice lines consisting of a solid top line, a dashed middle line, and a solid bottom line.

I can color the letters in my name.

Name \_\_\_\_\_



I can trace my name. 

I can write the letters of my name in the boxes.

I can write my name 2 times. 




My name is



©Play to Learn Preschool

September Names



Name \_\_\_\_\_



I can point to the letters in my name.

I can trace my name. 



I can write the missing letters in my name.



\_\_\_\_\_

-----

\_\_\_\_\_

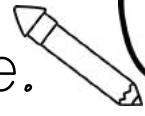


\_\_\_\_\_

-----

\_\_\_\_\_

Name \_\_\_\_\_



I can trace the first letter of my name.

--	--	--



I can color my name.



I can write my name.

---

---

---

Name \_\_\_\_\_



I can trace the letters in my name.



A large, empty rounded rectangular box intended for tracing the letters of the child's name.




I can write my name.

Handwriting practice lines consisting of a solid top line, a dashed middle line, and a solid bottom line.

I can color the letters in my name.

Name \_\_\_\_\_



I can trace my name. 

I can write the letters of my name in the boxes.

I can write my name 2 times. 




\_\_\_\_\_

-----


\_\_\_\_\_

My name is




©Play to Learn Preschool

September Names



Name \_\_\_\_\_



I can point to the letters in my name.

I can trace my name. 



I can write the missing letters in my name.



\_\_\_\_\_

-----

\_\_\_\_\_

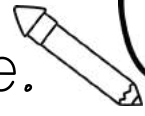


\_\_\_\_\_

-----


\_\_\_\_\_

Name \_\_\_\_\_



I can trace the first letter of my name.

--	--	--



I can color my name.



I can write my name.

---

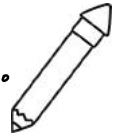
---

---

Name \_\_\_\_\_



I can trace the letters in my name.



A large, empty rounded rectangular box intended for tracing the letters of the child's name.




I can write my name.

Handwriting practice lines consisting of a solid top line, a dashed middle line, and a solid bottom line.

I can color the letters in my name.

Name \_\_\_\_\_



I can trace my name. 

I can write the letters of my name in the boxes.

I can write my name 2 times. 




My name is



©Play to Learn Preschool

September Names



Name \_\_\_\_\_



I can point to the letters in my name.

I can trace my name. 



I can write the missing letters in my name.



\_\_\_\_\_

-----

\_\_\_\_\_

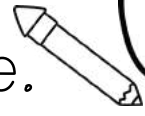


\_\_\_\_\_

-----

\_\_\_\_\_

Name \_\_\_\_\_



I can trace the first letter of my name.

--	--	--



I can color my name.



I can write my name.

---

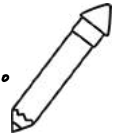
---

---

Name \_\_\_\_\_



I can trace the letters in my name.



A large, empty rounded rectangular box intended for tracing the letters of the child's name.




I can write my name.

Handwriting practice lines consisting of a solid top line, a dashed middle line, and a solid bottom line.

I can color the letters in my name.

Name \_\_\_\_\_



I can trace my name. 

I can write the letters of my name in the boxes.

I can write my name 2 times. 




\_\_\_\_\_

-----


\_\_\_\_\_

My name is




©Play to Learn Preschool

September Names



Name \_\_\_\_\_



I can point to the letters in my name.

I can trace my name. 



I can write the missing letters in my name.



\_\_\_\_\_

-----

\_\_\_\_\_

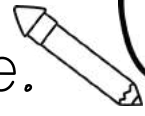


\_\_\_\_\_

-----

\_\_\_\_\_

Name \_\_\_\_\_



I can trace the first letter of my name.

--	--	--



I can color my name.



I can write my name.

---

---

---

Name \_\_\_\_\_



I can trace the letters in my name.



A large, empty rounded rectangular box intended for tracing the letters of the child's name.




I can write my name.

Handwriting practice lines consisting of a solid top line, a dashed middle line, and a solid bottom line.

I can color the letters in my name.

Name \_\_\_\_\_



I can trace my name. 

I can write the letters of my name in the boxes.

I can write my name 2 times. 




\_\_\_\_\_

\_\_\_\_\_


\_\_\_\_\_

My name is



©Play to Learn Preschool


September Names




# Extra Letters for Students 22 - 24

Extra Letters


©Play to Learn Preschool




Extra Letters



Extra Letters



Name \_\_\_\_\_



I can point to the letters in my name.

I can trace my name. 



I can write the missing letters in my name.

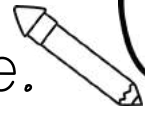


\_\_\_\_\_  
-----  
\_\_\_\_\_



\_\_\_\_\_                  \_\_\_\_\_  
-----                  -----  
\_\_\_\_\_                  \_\_\_\_\_

Name \_\_\_\_\_



I can trace the first letter of my name.

--	--	--



I can color my name.



I can write my name.

---

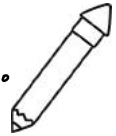
---

---

Name \_\_\_\_\_



I can trace the letters in my name.



A large, empty rounded rectangular box intended for tracing the letters of the child's name.



I can write my name.

Handwriting practice lines consisting of a solid top line, a dashed middle line, and a solid bottom line.

I can color the letters in my name.

Name \_\_\_\_\_



I can trace my name. 

I can write the letters of my name in the boxes.

I can write my name 2 times. 



\_\_\_\_\_

\_\_\_\_\_


\_\_\_\_\_

My name is




©Play to Learn Preschool

September Names



Name \_\_\_\_\_



I can point to the letters in my name.

I can trace my name. 



I can write the missing letters in my name.

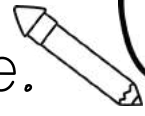


\_\_\_\_\_  
-----  
\_\_\_\_\_



\_\_\_\_\_      \_\_\_\_\_  
-----      -----  
\_\_\_\_\_      \_\_\_\_\_

Name \_\_\_\_\_



I can trace the first letter of my name.

--	--	--



I can color my name.



I can write my name.

---

---

---

Name \_\_\_\_\_



I can trace the letters in my name.



A large, empty rounded rectangular box intended for tracing the letters of the child's name.




I can write my name.

Handwriting practice lines consisting of a solid top line, a dashed middle line, and a solid bottom line.

I can color the letters in my name.

Name \_\_\_\_\_



I can trace my name. 

I can write the letters of my name in the boxes.

I can write my name 2 times. 




\_\_\_\_\_

-----

\_\_\_\_\_


-----

My name is




©Play to Learn Preschool

September Names



Name \_\_\_\_\_



I can point to the letters in my name.

I can trace my name. 



I can write the missing letters in my name.

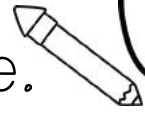


\_\_\_\_\_  
-----  
\_\_\_\_\_




\_\_\_\_\_                  \_\_\_\_\_  
-----                  -----  
\_\_\_\_\_                  \_\_\_\_\_

Name \_\_\_\_\_



I can trace the first letter of my name.

--	--	--



I can color my name.



I can write my name.

---

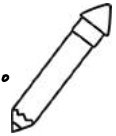
---

---

Name \_\_\_\_\_



I can trace the letters in my name.



A large, empty rounded rectangular box intended for tracing the letters of the child's name.




I can write my name.

Handwriting practice lines consisting of a solid top line, a dashed middle line, and a solid bottom line.

I can color the letters in my name.

Name \_\_\_\_\_



I can trace my name. 

I can write the letters of my name in the boxes.

I can write my name 2 times. 



\_\_\_\_\_

-----

\_\_\_\_\_

-----

# More resources

for preschool and Pre-K learners:

Connect:



- [Newsletter](#)
- [Facebook](#)
- [Instagram](#)
- [Blog](#)
- [Pinterest](#)

## Resource Bundle





Credit:

These talented artists made this possible.



# Alphabet Activities



## for Preschoolers

Play to Learn Preschool



These alphabet activities will help your young learner learn the letters of the alphabet!

## Terms of Use:

Play to Learn resources are for personal classroom and home use only. They may not be used commercially.

### YES:

- You may use this resource at home with your own children or in your classroom with your own students.
- You may print copies for your own children or students.
- You may send printed copies home with your students.
- You may use these lessons yourself to provide virtual teaching videos for your own students who might be learning at home.

### NO:

- You may NOT post this file to any file sharing website. (DropBox, Google Drive, Facebook, Amazon, SeeSaw, etc.)
- You may NOT resell these resources.
- You may NOT send these PDFs via email for students to print at home.
- You may NOT share these PDFs with colleagues via email or otherwise.
- You may not claim these resources or ideas as your own.
- You may NOT use these resources to teach lessons that you **sell** online. (Teaching your own students – great. Selling these lessons, even if you do them yourself, online – not permitted.) This includes OutSchool and similar platforms.