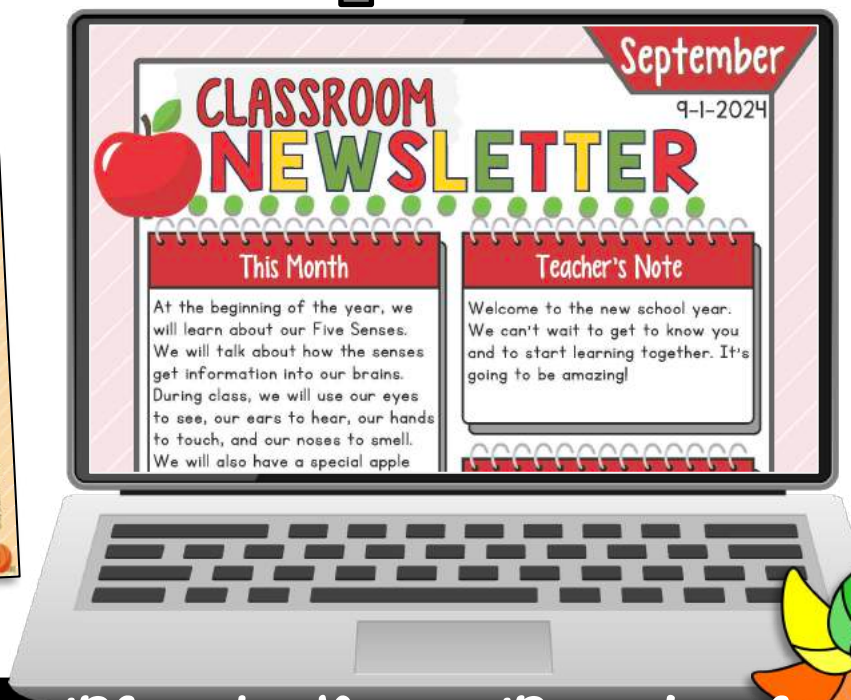


# EDITABLE

12  
OPTIONS

## Weekly or Monthly

# NEWSLETTER Templates



# EASY TO USE

*Play to Learn Preschool*



# Text boxes are editable!

Fill in the space with your **news and content**. Keep it clear and concise for families!



## How-to Video

<https://www.youtube.com/watch?v=GNNpTN9YQgw>

Use this area for teacher **contact** information, school website, or classroom name.



September  
9-3-2023

## CLASSROOM NEWSLETTER

### This Month

Hi! This is a note from your teachers.

### Focus Skills

### Reminders

### Our Favorites

### Mark your Calendar

Miss Jamie's Class: PTLpreschool@gmail.com \* 555-123-1234

©Play to Learn Preschool

Type the **date**, issue number, or leave this area blank.

Change these **headers** to suit your needs. Here are a few ideas:

- This Month
- This Week
- Focus Skills
- Reminders
- Mark Your Calendar
- Upcoming Events
- Birthdays
- Our Favorites
- Teacher Note
- Favorite Songs
- Favorite Books

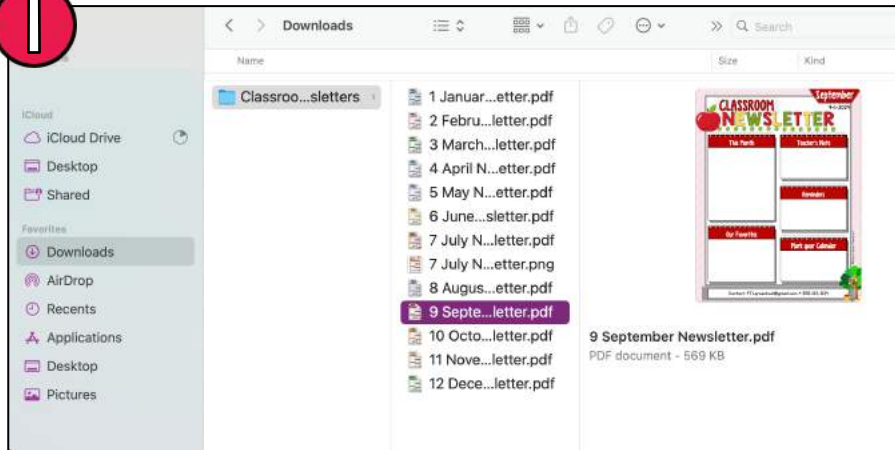
# One template for each month!

- You can use these weekly by changing the date on each one.
- When you save them, change the file name to “September 1, September 8, etc.”



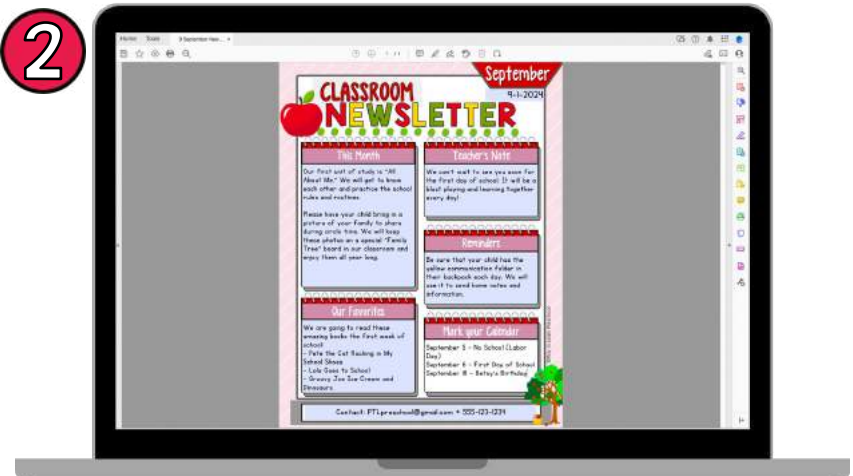
# How to Edit and Save:

1



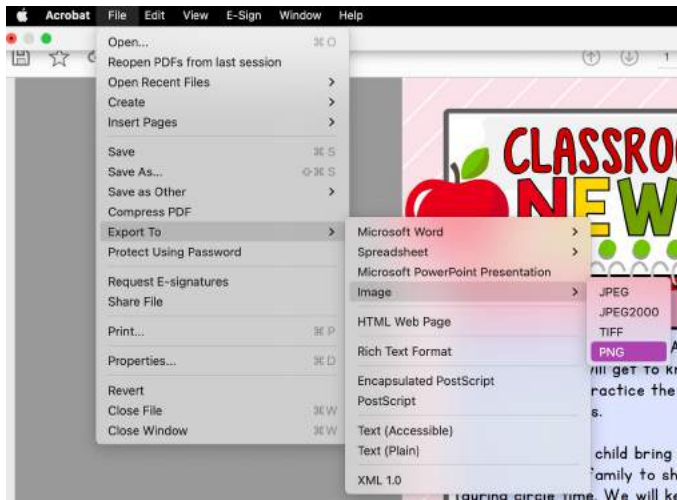
Download the file to your computer.  
Open the downloads folder, and choose your newsletter.

2



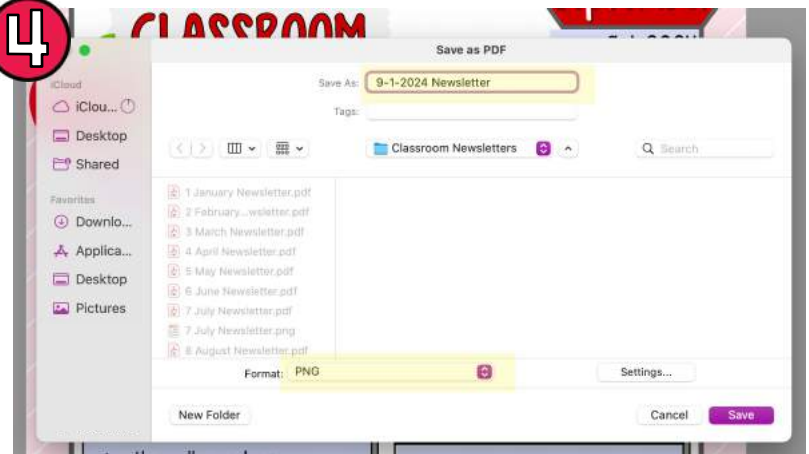
Edit the newsletter using Adobe Reader.  
You can change the date, headings, and text boxes.

3



When you're finished, go to  
**File > Export To > Image > PNG**

4



Date and save the newsletter to your computer.  
Double-check that the format is **PNG**.

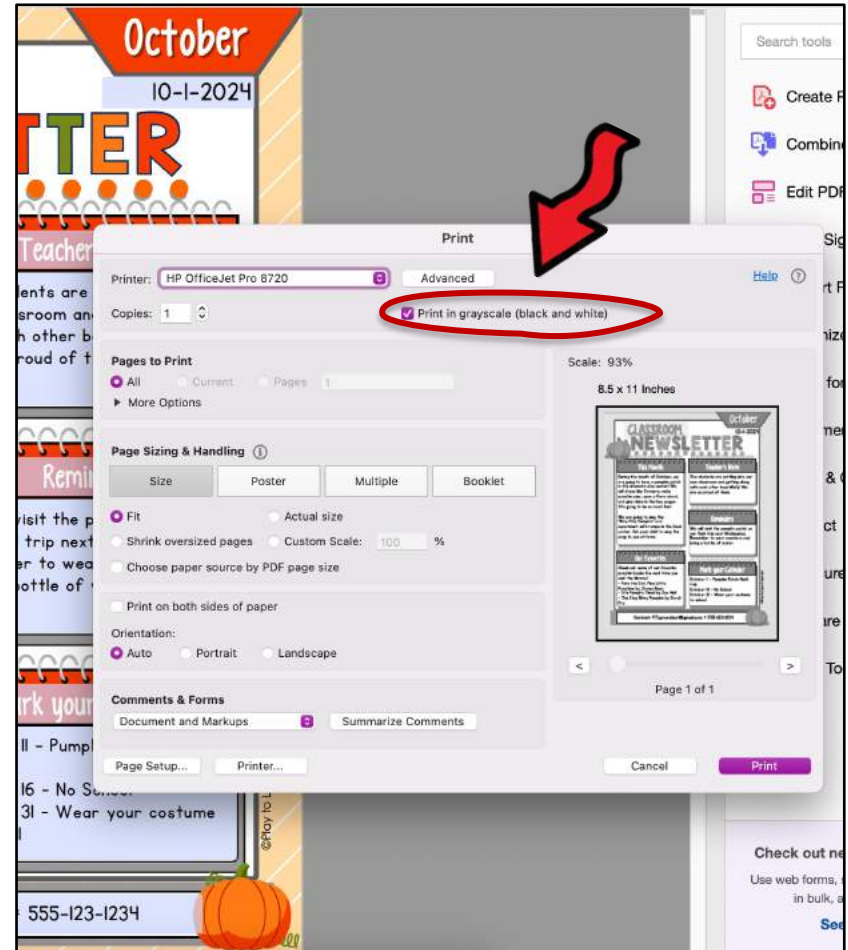
# Color Option

These are perfect to send as an email attachment!



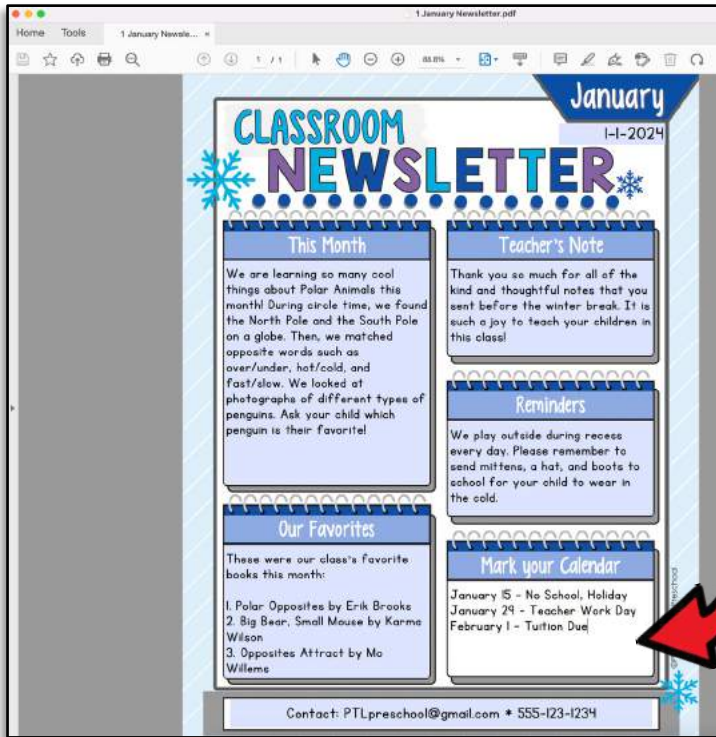
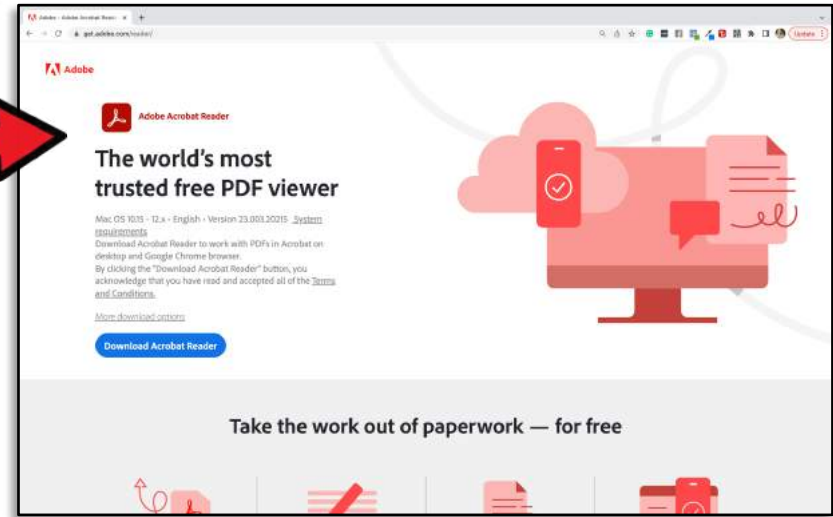
# B/W Option

Choose the "Print in Grayscale" option if you are making prints or copies. They look amazing on colorful paper!



# Troubleshooting

- You must download these newsletter files to your computer.
- Open the **PDF** files from your downloads with **Adobe Reader**. It's free.
- Do not open the files in preview mode, online, or via a generic PDF reader. The formatting will not work correctly.



- When you're editing in Adobe, you can type anywhere there are light blue boxes.
- Just click on the box and type. **Easy-peasy!**
- The blue boxes appear when editing, but they will not appear when you save the newsletter or when you print it.

# File folders

for preschool and Pre-K learners:

## Huge Bundle

save  
\$\$



## Connect:



[Newsletter](#)

[Facebook](#)

[Instagram](#)

[Blog](#)

[Pinterest](#)

## Credit:



These talented artists made this possible.



kimberly  
geswein  
fonts



# Folder Games



## for Young Learners

Play to Learn Preschool



This huge bundle of folder games targets a variety of emergent literacy and math skills!

## Terms of Use:

Play to Learn resources are for personal classroom and home use only. They may not be used commercially.

### YES:

- You may use this resource at home with your own children or in your classroom with your own students.
- You may print copies for your own children or students.
- You may send printed copies home with your students.
- You may use these lessons yourself to provide virtual teaching videos for your own students who might be learning at home.

### NO:

- You may NOT post this file to any file sharing website. (DropBox, Google Drive, Facebook, Amazon, SeeSaw, etc.)
- You may NOT resell these resources.
- You may NOT send these PDFs via email for students to print at home.
- You may NOT share these PDFs with colleagues via email or otherwise.
- You may not claim these resources or ideas as your own.
- You may NOT use these resources to teach lessons that you **sell** online. (Teaching your own students – great. Selling these lessons, even if you do them yourself, online – not permitted.) This includes OutSchool and similar platforms.