

# Everything is Planned for You!

Introduction to activate prior knowledge.

## Camping Food

### Campfire Cooking

Day 3  
lesson  
plans

Cooking outside is very different from cooking inside your house. Food is cooked over a campfire in a pan, on a stick, or in foil packets. Popular foods to cook while camping are marshmallows and hot dogs.

#### Objectives:

- The students will actively participate in conversations.
- The students will play with words, sounds, and rhymes.
- The students will notice and extend simple patterns.

#### Activities:

1. Look at the real pictures of the camping food and ask questions. "Why do you have to cook food on a fire when you are camping?"
2. Sing the song "Let's Make Lunch." Picture cards are included if needed.
3. Play the s'mores grid game.

#### To Play:

1. Copy template page onto 5 different colors of paper.
2. Create a grid where each column has the same item, and each row is the same color.

#### Extension Idea:

Use marshmallows to make a painting. Put paint in a shallow tray or pan. Put toothpicks into the marshmallows and place into the paint trays. Stamp the marshmallows onto the paper.

<https://playtolearnpreschool.us/marshmallow-painting-for-preschoolers/>



Discuss the pattern and relationship of the cards.

3. Students close their eyes while the teacher removes 1 card.
4. Students use their knowledge of patterns to determine which card (color and picture) is missing.



#### Let's Make Lunch

3 lines of the song

Let's go camping, let's go camping.  
Then eat some lunch, then eat some lunch.  
I think I'll eat a hotdog.  
I think I'll eat a hotdog.  
Munch, munch munch.  
Munch, munch munch.

Looking marshmallows over a fire makes them soft and delicious.

Hot dogs are delicious cooked over a campfire.

S'mores have marshmallows, graham crackers, and chocolate.

A pan can be used to cook food over a campfire.

Which one is missing?



©Play to Learn Preschool


Real-life photos to generate discussion.

Objectives written in kid-friendly language.


Songs, activities, carpet games, and more!

Step-by-step directions for each activity.

Daily extension activities.



# Songs, Games & Activities



# Emergent Literacy

**Camping Fun**  
To the tune of "Do you Know the Muffin Man"  
Camping, camping is such fun.



Four activity cards are shown, each with an illustration and a simple sentence:

- Illustration: A person in a sleeping bag. Text: "go to sleep"
- Illustration: A girl looking at a bear. Text: "see a bear"
- Illustration: A child climbing a tree. Text: "climb a tree"
- Illustration: A person paddling a canoe. Text: "paddle a canoe"

**Have you ever been camping?**



A set of conversation cards with a blue background and dashed border. The cards are arranged in two columns:

- Top row: "Yes, I have." and "No, not yet."
- Second row: "Yogi" and "Andy"
- Third row: "Boo-Boo" and "Rachel"
- Bottom row: "Ranger"

**Camping Scavenger Hunt**

 <input type="checkbox"/> tent	 <input type="checkbox"/> lantern	 <input type="checkbox"/> sleeping bag
 <input type="checkbox"/> fire	 <input type="checkbox"/> backpack	 <input type="checkbox"/> binoculars

**Scavenger Hunt**

 <input type="checkbox"/> lantern	 <input type="checkbox"/> sleeping bag
 <input type="checkbox"/> backpack	 <input type="checkbox"/> binoculars







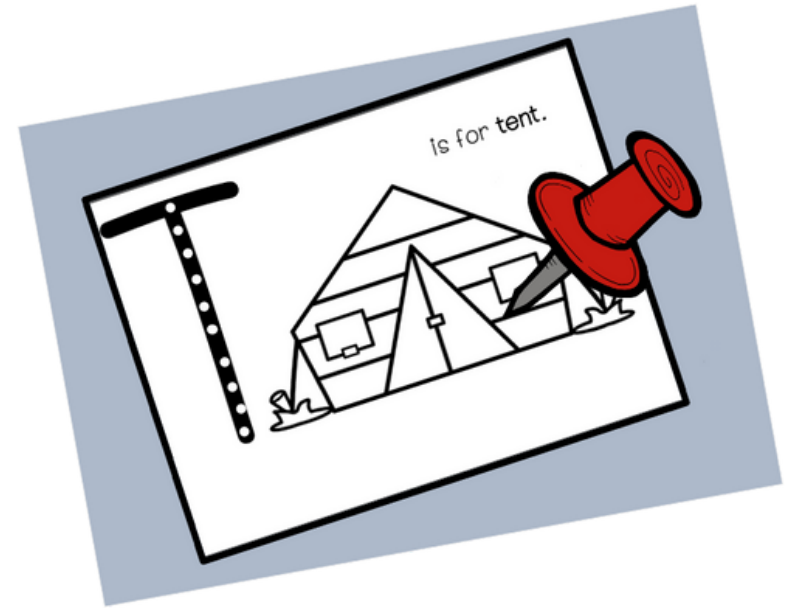


# Emergent Math



Which one is missing?




# Center Activities



# Looking for MORE Thematic Units?


Save  
\$\$

Save \$ with  
a Bundle



**All Themes  
Growing Bundle**

**70** CIRCLE TIME UNITS



Play to Learn Preschool



<https://www.teacherspayteachers.com/Product/Thematic-Units-Growing-Bundle-Activities-for-Preschool-and-Pre-K-6747714>



# Have fun playing and learning with your students!



## Meet Jamie

Jamie is the founder and C.E.O of Play to Learn Preschool. She has her bachelor's degree in Early Childhood Education and a master's degree in reading education. She has taught in both public and private schools and works tirelessly to create meaningful and delightful preschool experiences for both her virtual and in-person preschool students.

### Additional Resources:

