


# Music


## Preschool Unit



**10 days  
of lesson plans**


**157  
pages!**

- 2 circle time activities each day
- Real-life photographs to spark discussion
- Daily extension ideas



**10 learning centers**

- Literacy
- Math
- Fine Motor & Working Memory
- Book Recommendation List



# Everything is planned for you!

Introduction to activate prior knowledge.

Real pictures showing instruments to go with classroom props.

## Woodwinds

Clarinet, Saxophone, Flute, Oboe, Bassoon

A woodwind instrument is played by blowing into or across a mouthpiece. Many woodwind instruments also use a reed, or thin piece of wood, in the mouthpiece that vibrates when being played.

### Objectives:

The students will listen and respond to recorded music performances.  
The students will count a set to 5 and make combinations of objects to create the set.

### Activities:

1. Show the real-life pictures to the students. Discuss how some woodwind instruments have a reed, or piece of wood, that vibrates, while other instruments have a hole that you blow across.
2. Display the song cards and read the titles. Scan the QR code on the title card to watch a short video of different types of woodwinds playing each song. Pause the video after each song so students can guess which song the musician was playing.
3. Recite the "5 Great Musicians" chip clip poem. As you progress through each verse, remove a musician from the stage.

Objectives written in kid-friendly language.

#### Extension Idea:

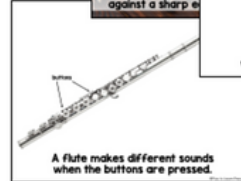
Ask a local high school band for volunteers to visit the classroom with their instruments. Giving the young students exposure to the instruments in person is a great learning opportunity!

Daily extension activities, including book recommendations.

Colorful posters to engage students in activities.

Sorts, poems, carpet games, and more!

plans



# Instruments Included

Day 5  
lesson  
plans

## Percussion

Drums, Bells, Tambourine, Xylophone

Percussion instruments help keep the beat in music. These instruments

Day 4  
lesson  
plans

## Brass

Trumpet, Trombone, Tuba, French Horn, Baritone

Day 3  
lesson  
plans

## Strings

Violin, Viola, Cello, Guitar, Banjo, Harp

Day 2  
lesson  
plans

## Woodwinds

Clarinet, Saxophone, Flute, Oboe, Bassoon

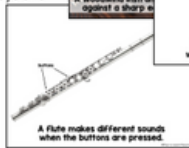
A woodwind instrument is played by blowing into or across a mouthpiece. Many woodwind instruments also use a reed, or thin piece of wood, in the mouthpiece that vibrates when being played.

### Objectives:

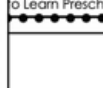
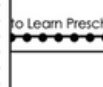
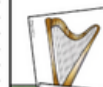
- The students will listen and respond to recorded music performances.
- The students will count a set to 5 and make combinations of objects to create the set.

### Activities:

1. Show the real-life pictures to the students. Discuss how some woodwind instruments have a reed, or piece of wood, that vibrates, while other instruments have a hole that you blow across.
2. Display the song cards and read the titles. Scan the QR code on the title card to watch a short video of different types of woodwinds playing each song. Pause the video after each song so students can guess which song the musician was playing.
3. Recite the "5 Great Musicians" chip clip poem. As you progress through each verse, remove a musician from the stage.



Extension Idea: Ask a local school board or volunteer to help you learn with the... to a opportunity!



# Other Musical Concepts

## How Does Music Make You Feel?

Tempo, Instruments, and Pitch

Music can make you feel a lot of different emotions – a fast tempo

Day 9  
lesson plans

## Tempo

Listen to the Beat

Day 8  
lesson plans

## Singing

Our Musical Voice

Day 7  
lesson plans

## Concert

Putting it All Together

Day 6  
lesson plans




A concert is a great opportunity for musicians to play together in front of an audience. A conductor stands in front of the musicians and guides them as they read the music so that all players are playing the same part of the song at the same time.

### Objectives:

- The students will notice similarities and differences.
- The students will identify numbers.

### Activities:

1. Look at the real-life pictures. Ask students if they have ever been to a concert or what they see in the pictures.
2. Read the poem to the class. Place cards face down on the carpet. (Pick the right number of cards for your class.) Students choose two cards and see if they match. If they do, remove the matching cards. If they do not match, turn them back over and continue playing.
3. Play the "Oh, Conductor!" carpet game.



**Extension Idea:** Make instruments by stretching rubber bands across empty tissue boxes and filling empty water bottles with dry rice. Use some empty containers to use as drums. Encourage children to keep their instruments safe and handmade.



# Songs & Poems

## Concert Time

Concentration Game

## Player in the Band

To the tune of "Farmer in the Dell"

The player in the band,

ert time,  
y to play!  
e musicians  
en away!  
o cards.  
d they be?  
m over.  
and see!

## Drum Fun!

Sound Scavenger Hunt

We want to make  
Some sounds,  
Like boom,  
Boom, boom.

What should we use?  
Can you search  
the room?

(Students point and answer, "We can use a drum!")

- Repeat with verses:
- drum - boom
  - xylophone - ding
  - cow bell - din
  - maracas - sh
  - egg shaker - s
  - rain stick - s
  - rhythm stick - s
  - hand bells - s

## Dance a Little Jig

Preschool Music Playlist

Dance a little jig!

## Singing in the Choir




to the tune of London Bridge

Student's name will you sing with me,  
Sing with me, sing with me?

Student's name will you sing with me  
We'll sing a pretty song!

Oh yes, I want to sing with you,  
Sing with you, sing with you.  
Oh, yes I want to sing with you,  
Who else will sing along!

# Games & Activities



# Emergent Literacy

**I Can Play!**  
To the tune of "The Ants Go Marching"  
I can play a violin.  
La-la, La-la  
I can play a violin.  
La-la, La-la  
I can play the music  
it now.



cello  
banjo  
guitar  
harp

What I love about **Music**

What I love about music: I love dancing to the tempo! Name: Janet	What I love about music: My favorite instrument is the guitar! Name: Eddie
What I love about music: I love the drums! Name: Ringo	What I love about music: The horn is loud! Name: Austin

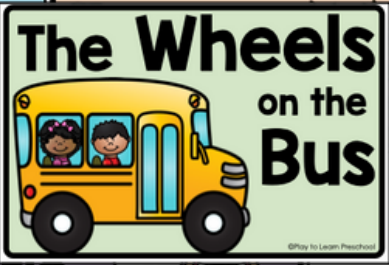
**Happy Birthday**



**Old MacDonald**




**The Wheels on the Bus**



**My Little Lamb**



clap clap S I C





# Center Activities



## Writing & Fine Motor Practice



## Counting



## Folder Games



## Count & Clip Cards




...and MORE!



# Looking for More Circle Time Units?

SAVE  
15%!

Preschool  
Circle Time Bundle



<https://www.teacherspayteachers.com/Product/Preschool-Thematic-Units-for-Circle-Time-8320538>


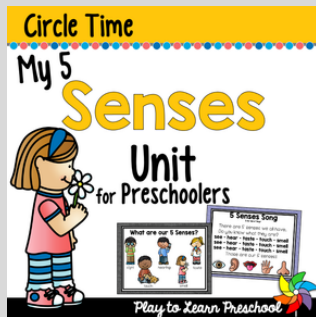
# Have fun playing and learning with your students!

## Meet Jamie



Jamie is the founder and C.E.O of Play to Learn Preschool. She has her bachelor's degree in Early Childhood Education and a master's degree in reading education. She has taught in both public and private schools and works tirelessly to create meaningful and delightful preschool experiences for both her virtual and in-person preschool students.

## Additional Resources:



Play to Learn Preschool