

Everything is planned for you!

Introduction to activate prior knowledge.

Beautiful Birds

Day 1 lesson plans

Real-life photos to generate discussion.

Introduction

Birds come in many different colors and inhabit every part of the Earth. Most birds can fly, but some cannot. Birds have feathers, a beak, and lay eggs.


Objectives:

- The students will notice similarities and differences and ask questions.
- The students will demonstrate an understanding of print concepts.
- The students will sort objects by property.

Activities:

1. Bring in (clean) feathers and eggs for the children to touch and hold. Show the pictures of birds and talk about what makes the animal a bird, such as it has feathers, wings, and a beak.
2. Label the different parts of a bird.
3. Play the Fly/Not Fly sort on a pocket chart. Instruct the students to flap their arms like a bird if the animal flies.

Extension Idea:
Teach the ASL sign for bird.



Birds are egg-laying animals with wings and feathers. Most of them can fly.



If you find eggs in a nest, either the mother



Birds use their beaks to eat.



flamingo



Songs, poems, games, and more!

Objectives written in kid-friendly language.

Daily extension activities, including ASL instruction.

Step-by-step directions for each activity.

Birds

Preschool Unit


161
pages!

→ 10 days
of lesson plans

- 2 circle time activities each day
- Real-life photographs to spark discussion
- Daily extension ideas

→ 10 learning centers

- Literacy
- Math
- Fine Motor & Working Memory
- Book Recommendation List




Songs & Poems

5 Little Owls

Rhyming Poem

Five little owls
Learning to say, "whooh!"
They flapped their
And then said, "g
Momma owl sa
"No, no, not sho
Please oh please
"Whooh, whooh, w




Mr. Peacock

Counting Poem

Fine Mr. Peacock looks all around.
Lifts his tail up off the ground.
Add a feather along
How many feathers d

(add one feather repeat poem)


Fancy Mr. Peacock str
Shakes his feathers to m
birds all ru
eacock just



Parrots in a Tree

To the tune of "Bingo"

There are 5 parrots
In the tree
and this is how
we count them.
1-2-3-4-5
1-2-3-4-5
1-2-3-4-5
How we count them.
(Repeat the end and say "Bingo" in place of the number.)




Polly Parrot

Pocket Chart Echo poem to "Frere Jacques"

I'm a parrot - I'm a parrot
In a tree - In a tree
Everything I echo - Ever
Repeat after me - Rep

Begin with "P":
polly,
polly,
parrot,
parrot,
play dough,
play dough




E-A-G-L-E

(To the Tune of "Bingo")

I see a bird up in the tree
And it's about

E-A-G-L-E
E-A-G-L-E
E-A-G-L-E

And eagle is its r



Ostrich Wiggle

To the tune of the Hokey Pokey

You put your wing in.
You put your wing out.
You put your wing in
And you shake it all about.
You do the ostrich wiggle,
And you turn yourself around.
That's what it's all about.

Repeat verse with:
leg
chest
tail feathers
beak
toes



Games & Activities

These are birds

These are NOT birds

Two sets of cards showing chickens. The first set shows two chickens, one with a red comb and one with a white comb. The second set shows two chickens, one with a red comb and one with a blue comb.

Parrots in a Tree

Which one is missing?

I Spy with my Peacock Eye

A peacock eye

I spy with my peacock eye
Something that covers birds and is blue.

I spy with my peacock eye
Something that binds all in.

I spy with my peacock eye
Something that birds use to eat their food.

I spy with my peacock eye
Something that birds use to fly.

I spy with my peacock eye
Something birds use to grab their food.

I spy with my peacock eye
Something peacocks like to fan up in the air.

Match and spy

Match on the eye

Match in the grass

Match on the ground

Match on the eye

heart

square

star

trapezoid

Counting Chicks

1 + 2 = 3

2 + 3 = 5

red

orange

yellow

green

Emergent Literacy

I can label the parts of a bird.

Labels: beak, wing, chest, feet, tail

My Bird Can

My bird can	stand.	
My bird can	fly.	
My bird can	swim.	
My bird can	talk.	
My bird can	eat.	
My bird can	sing.	
My bird can	sleep.	

Hawks in a Nest

Creating a Story

Mama hawk says
It's time to fly.
Prepare your wings and
Go up high.
Soar down low to
Look In the brook.
Bring something back and
we'll take a look.

Goodnight Mr. Flamingo

Story and picture cards

Mr. Flamingo gives a **wink**.
His feathers are handsome
in the color **pink**.
His head atop his neck so long.
Listen to him warble his silly **song**.
His long pink legs stand so tall.
Things in the **water** below look small.
His hooked **beak** with a curve to
Help him **eat**.

Labels: song, pink, wink, water

Riddle #1
I am a bird with
big, round eyes.
I am awake at night!
Answer: owl


Riddle #2
I lay eggs on a farm and
the farmer sets them at
market.
Answer: chicken

Riddle #3
I have long legs,
a long neck, and can
run very fast.
Answer: ostrich

Which bird is your favorite?



Sam	Austin	Ellen	Liz
Janet	Ron	Jerry	

Center Activities



Folder Games

Count & Clip Cards



Memory Games

...and MORE!

Extremely
Satisfied!

Testimonials

My students loved this unit. Play to Learn provides age appropriate info to learn about the different birds. Great visuals.

- Susan B.

I have several of Play to Learn circle time units, and they have all been a life saver for me. This one does not disappoint! I love all the pictures and extra activities for the students to do. Thank you!

- Denise T.

This is such a beautiful unit and it has really helped the children take note of what type of birds we have in Ireland too compared to America. - Heather O.



Have fun playing and learning with your students!

Meet Jamie



Jamie is the founder and C.E.O of Play to Learn Preschool. She has her bachelor's degree in Early Childhood Education and a master's degree in reading education. She has taught in both public and private schools and works tirelessly to create meaningful and delightful preschool experiences for both her virtual and in-person preschool students.

Additional Resources:



Play to Learn Preschool