

Everything is Planned for You!

Introduction to activate prior knowledge.

Introduction

Bees

While many people are afraid of them, bees are actually a very important part of our ecosystem. Bees produce delicious honey which can be eaten or used to make a variety of medicines. Bees are also essential for the growth of many plants, including food crops.

Objectives:

- The students will play with words, sounds, and rhymes.
- The students will demonstrate an understanding of print concepts.

Activities:

- Show the real life photograph. Discuss the different parts of the bee.
- Sing the "Buzzing Bee" song as a class. Use the picture cards with subsequent verses and have students move around with each verse.
- Label the bee illustration together as a class. Show students how the labels point to the specific parts of the bee. Black and white copies are also available for independent practice.

Extension Idea:

Teach the ASL sign for **bee**. Pinch index finger and thumb together near cheek, like a bee landed on you. Open hand and move away from face like a bee flying away.




Daily extension activities.


Bees are a type of insect. They have 3 body parts, wings, six legs, and antennae.



Not all flying insects are bees. Bees typically have black and yellow stripes.



I can label the parts of a bee.



Buzzing Bee

In the tone of Tony Hawk's Little League

I can see a buzzing bee,
Buzzing bee, buzzing bee,
I can see a buzzing bee.
It zooms and flies around.

It flaps its wings, fast and strong,
fast and strong, fast and strong,
It flaps its wings, fast and strong.



Step-by-step directions for each activity.

Day 1 lesson plans

Real-life photos to generate discussion.

Objectives written in kid-friendly language.

Songs, activities, carpet games, and more!





Songs, Games & Activities

Super Bee!

To the tune of "The Farmer in the Dell"

A bee, it pollinates.
From flower to flower.
It helps plants
to grow big,
That's its super power!



Buzzing Bee

To the tune of Mary Had a Little Lamb

I can see a buzzing bee,
Buzzing bee, buzzing bee.
I can see a buzzing bee,
around.

It flaps its wings fast and strong

moves antenna around







and straddles the ground

and smells the flowers

and collects pollen

oh yeah

looks around with its eyes



H-O-N-E-Y

To the tune of BINGO

There are honey bees
Buzzing 'round.
Collecting all the nectar.

H-O-N-E-Y
H-O-N-E-Y








Buzz!

Buzz!

N

E

Y



Emergent Literacy

-all

-unk

-ick

-est

I can label the parts of a bee.

antennae

head

thorax

wing

abdomen

leg

©Play to Learn Preschool

corn

C is for

penter

honey

heart

coat


Emergent Math

Carpenter Bee

Nesting in the fence,
Is a carpenter bee.



Pick a number.
Let's look and see.



Which one is missing?


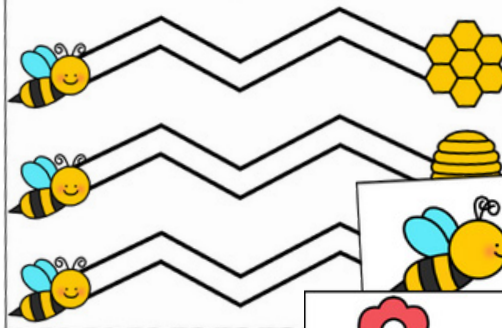


Center Activities


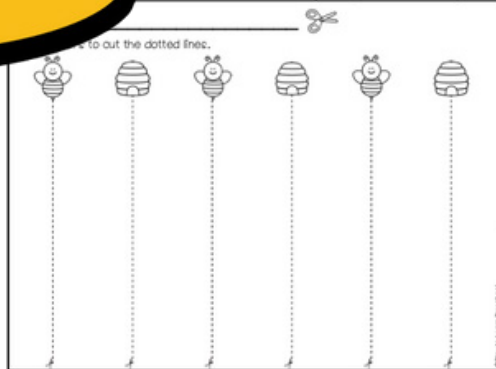
The bees are flying
All around.
Pick a number...
How many can be found?

6

Trace the paths.



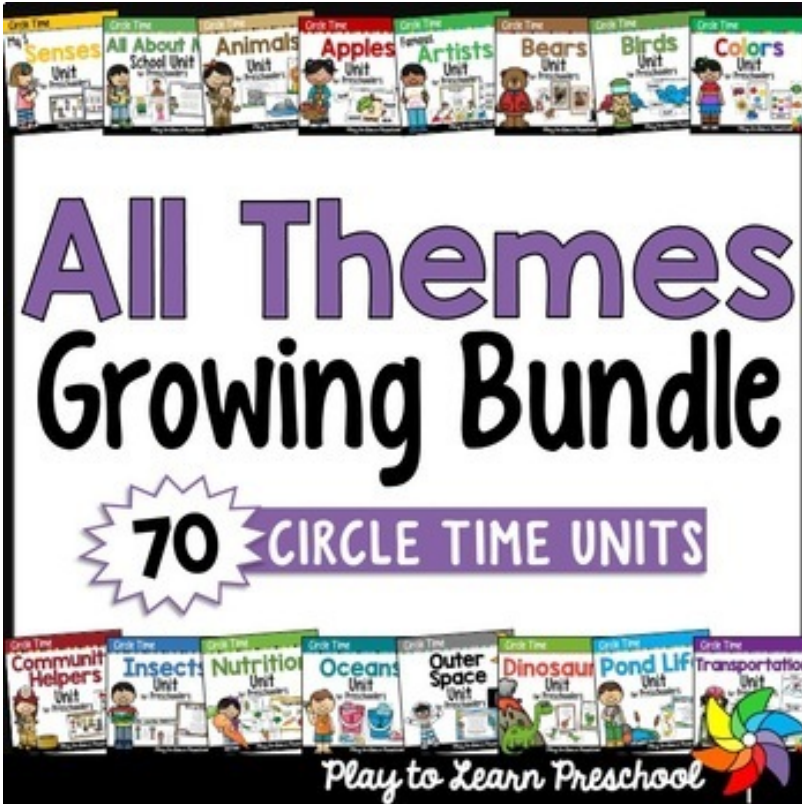
Use scissors to cut the dotted lines.



Looking for MORE Thematic Units?

Save
\$\$

Save \$ with
a Bundle



**All Themes
Growing Bundle**

70 CIRCLE TIME UNITS

Play to Learn Preschool



<https://www.teacherspayteachers.com/Product/Thematic-Units-Growing-Bundle-Activities-for-Preschool-and-Pre-K-6747714>

Have fun playing and learning with your students!



Meet Jamie

Jamie is the founder and C.E.O of Play to Learn Preschool. She has her bachelor's degree in Early Childhood Education and a master's degree in reading education. She has taught in both public and private schools and works tirelessly to create meaningful and delightful preschool experiences for both her virtual and in-person preschool students.

Additional Resources:

