

# Everything is Planned for You!

Introduction to activate prior knowledge.

## Rabbit Habitat

Day 2 lesson plans

### All Over the World

Rabbits live in meadows, woods, forests, grasslands, deserts, and wetlands. They can be found on all continents except Antarctica. Some people keep rabbits as pets. Those rabbits live in hutches that are safe from predators and bad weather. Hutches should also have plenty of room for the rabbit to exercise.

### Objectives:

- The students will notice similarities and differences and ask questions.
- The students will count a set to 5 and make combinations of objects to create the set.
- The students will play with words, sounds, and rhymes.

### Activities:

- Show the real photos and discuss the differences between the wild rabbit and the pet rabbit's surroundings.
- Recite the "5 Fluffy Bunnies" chip clip poem. As you progress through each verse, remove a bunny from the burrow. Use a ruler covered with brown construction paper or the provided burrow printed on thick cardstock.
- Chant the "What's In Your Burrow" poem. Students tell the group what they would have in their burrow using the picture cards as back-up ideas.

**Extension Idea:** Set out empty tissue and shoe boxes with other supplies like paper, clean recyclables, and tape. Students build their own rabbit burrow using the supplies.



Real-life photos to generate discussion.


Objectives written in kid-friendly language.



Songs, activities, carpet games, and more!

Daily extension activities.

Step-by-step directions for each activity.



# Songs, Games & Activities

## What's In Your Burrow?

Interactive Poem

I live in a burrow under the ground.  
My favorite thing, and this is what I

kite  
cake  
book  
toy

## Bunny Bop

To the Tune of "If You're Happy and You Know It"

If you're happy and you know it clap your paws.  
If you're happy and you know it clap your paws.  
and you know it, clap your paws.  
and you know it, clap your paws.

teeth  
ears  
feet

Additional verses:  
• flap your feet  
• twitch your ears  
• show your teeth

## Yes!

hay  
grass

A rabbit will eat this.

## No!


cereal


A rabbit will not eat this.



# Emergent Literacy

Have you ever seen a real rabbit?

 yes

 no

Benjamin

Peter


Jeremy


Jemima


Tom


Flopsy


Mopsy


 What I Learned About Rabbits

What I learned about rabbits:  
  
They jump and hop.  
Name: Max

What I learned about rabbits:  
  
Bunnies are soft.  
Name: Ruby


What I learned about rabbits:  
  
Eat grass  
Name:

What I learned about rabbits:  
  
Name:






# Emergent Math





Which one is missing?




# Center Activities

## Count & Clip Cards

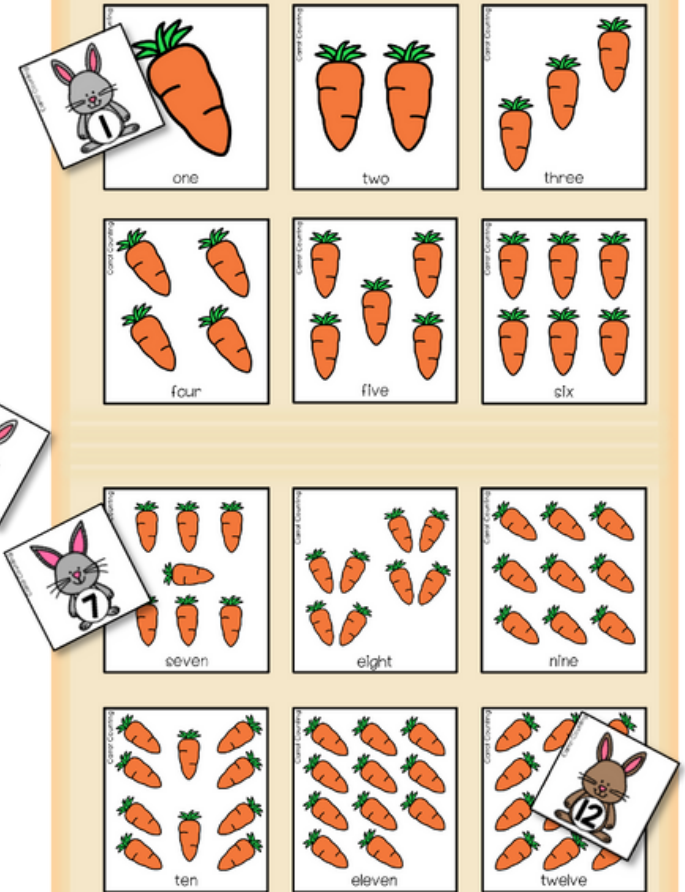


## Visual Discrimination



## Line Tracing

## Counting



## Counting Practice



# Looking for MORE Thematic Units?

Save  
\$\$

Save \$ with  
a Bundle



**All Themes  
Growing Bundle**

**40+ CIRCLE TIME UNITS**

*Play to Learn Preschool*



<https://www.teacherspayteachers.com/Product/Thematic-Units-Growing-Bundle-Activities-for-Preschool-and-Pre-K-6747714>



# Have fun playing and learning with your students!



## Meet Jamie

Jamie is the founder and C.E.O of Play to Learn Preschool. She has her bachelor's degree in Early Childhood Education and a master's degree in reading education. She has taught in both public and private schools and works tirelessly to create meaningful and delightful preschool experiences for both her virtual and in-person preschool students.

### Additional Resources:

