

Everything is Planned for You!

4
lesson
plans


There Was a Little Turtle
Nursery Rhyme

Day 1
lesson
plans

There was a traditional rhyming poem or song. Teaching nursery rhymes to develop auditory skills and helps with speech development.


Students will develop listening and speaking skills by reciting a poem.

Directions:
1. Read the poem to the students and invite the children to join you in singing it again.
2. Show the coordinating prop card with each line.
3. Hide the prop card when the turtle "snaps" that item. Use thumbs to point to "me".




Step-by-step directions
for each activity.

1
center
activity



All materials are
included for you!



Take home
mini-book



Emergent Math & Literacy

There was a Little Turtle
Nursery Rhyme Poem

There was a little turtle.
Who lived in a box.
He swam in the puddles.
He climbed on the rocks.
He snapped at a mosquito.
He snapped at a flea.
He snapped at a minnow.
He snapped at me!
He caught the mosquito.
He caught the flea.
He caught the minnow.
But he didn't catch me!

turtle
box
mosquito
flea
minnow
puddle
rocks

I can label the parts of a turtle.

shell
head
feet
tail

©Play to Learn Preschool

1
2

Walk slow like a turtle.
Flap your wings like a mosquito.



Name _____

Turtles use their shells to protect themselves. If you were a turtle, what would your shell look like? Draw a picture below.

Turtles are reptiles that have a hard shell to protect themselves.

©Play to Learn Preschool

Looking for Even More Nursery Rhymes?

Save
\$\$\$

Save \$ with
a Bundle



<https://www.teacherspayteachers.com/Product/Nursery-Rhymes-Units-Bundle-2-Activities-for-Preschool-and-Pre-K-7430230>

