

Everything is Planned for You!

Introduction to activate prior knowledge.

Introduction

What are penguins?

Penguins are black and white birds that cannot fly. They have specialized wings that act as flippers to help them swim. They live in both warm and cold places.

Objectives:

- The students will actively participate in conversations.
- The students will sort objects by property.
- The students will notice and extend simple patterns.

Activities:

- Show the real life photographs. Discuss the different parts of the penguin and how they stay warm in the cold climate. (Afterwards, place these photos around the room to be used in a scavenger hunt on day 3.)
- Bring in a variety of objects to sort into two groups: black and white. Picture cards are also included, if needed.
- Play the Penguin Grid Game.

To Play:

- Copy template page onto 5 different colors of paper.
- Create a grid where each column has the same item, and each row is the same color. Discuss the pattern and relationship of the cards.
- Students close their eyes while the teacher removes 1 card.
- Students use their knowledge of patterns to find which card (color and picture) is missing.

Extension Idea:

Penguins are black and white. Read books about opposites during circle time.

<https://playtolearnpreschool.com/oppo...>
[https://oppo...](https://playtolearnpreschool.com/oppo...)

Daily extension activities.

Day 1 lesson plans

Real-life photos to generate discussion.

Objectives written in kid-friendly language.



Which one is missing?

Step-by-step directions for each activity.

Songs, activities, carpet games, and more!

Songs, Games & Activities

sheep

...e things are

Black

button

swan

White

cat

I'm a Little Penguin

To the Tune of "You're a Little Teapot"

I'm a little penguin,
Black and white.
I waddle all day
And sleep all night.

When I get hungry,
It's fish I eat.
...delicious
treat!

Penguin Moves

To the Tune of Farmer in the Dell

The penguin swims in the sea.
The penguin swims in the sea.
Hi ho, the derry-o.
The penguin swims in the sea.

The penguin waddles in snow.
The penguin waddles in snow.
Hi ho, the derry-o.
The penguin waddles in snow.







Additional verbs:
• drinks
• flaps
• stomps
• catches

flap




stomp

Emergent Literacy

Penguin Scavenger Hunt

| | | |
|--|--|--|
|  <input type="checkbox"/> feet |  <input type="checkbox"/> beak |  <input type="checkbox"/> wing |
|  <input type="checkbox"/> head |  <input type="checkbox"/> baby |  <input type="checkbox"/> body |





Place accompanying 1/2 page pictures around the room for students to find and check off on this page.

| | | |
|---|---|---|
|  <input type="checkbox"/> head |  <input type="checkbox"/> baby |  <input type="checkbox"/> body |
|---|---|---|

Place accompanying 1/2 page pictures around the room for students to find and check off on this page.





What I Learned About Penguins

| | |
|--|---|
| <p>What I learned about penguins:</p>  <p>They are black and white.</p> <p>Name: Jill</p> | <p>What I learned about penguins:</p>  <p>They can't fly.</p> <p>Name: Jack</p> |
| <p>What I learned about penguins:</p>  <p>They eat a lot of fish.</p> <p>Name: Tyler</p> | <p>What I learned about penguins:</p>  <p>They waddle!</p> <p>Name: Krustavia</p> |

Emergent Math

Which one is missing?



5 Happy Penguins

Chip Clip Poem

Five happy penguins sliding on the snow.
 One said "hey, it's time to go home."
 He waddles to the water.
 And splashes down.
 Now 4 little penguins are sliding.


Continue counting backward:

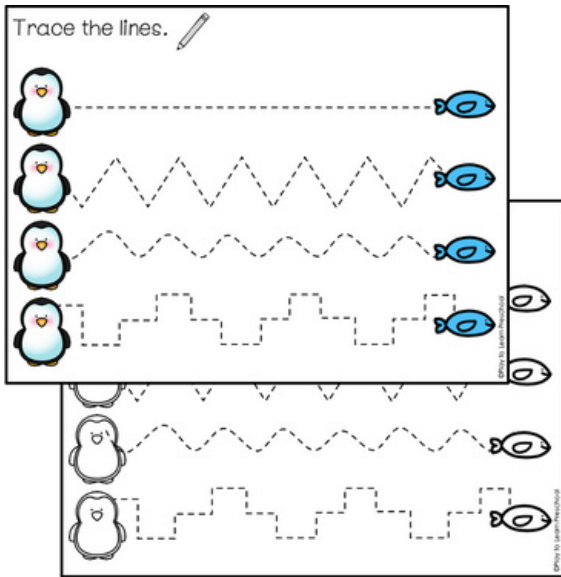
Five happy penguins have had a lot of fun.
 Now back on the ice, the day is done.



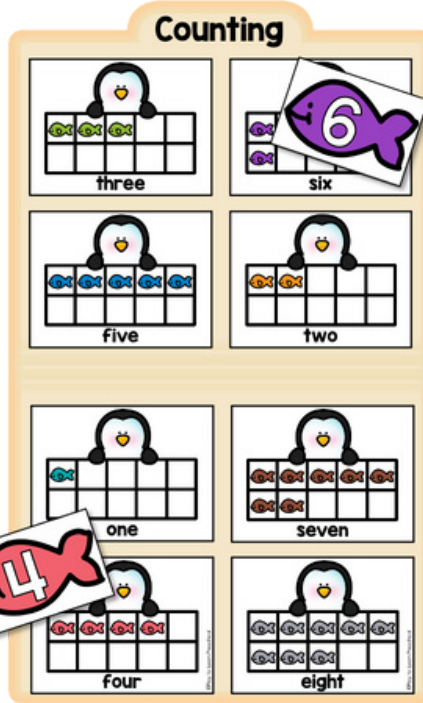
Center Activities

Line Tracing

Trace the lines. 




Counting

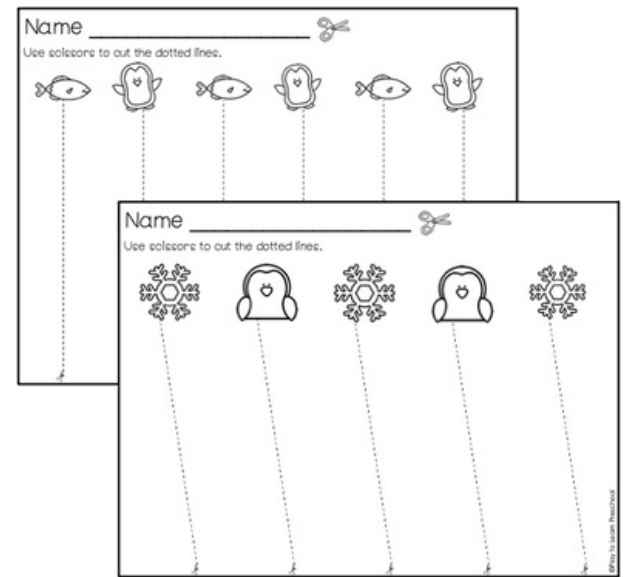


Counting File Folder Game


Cutting Practice

Name _____ 


Use scissors to cut the dotted lines.



Beginning Sound Clip Cards





C
M
P



D
F
S



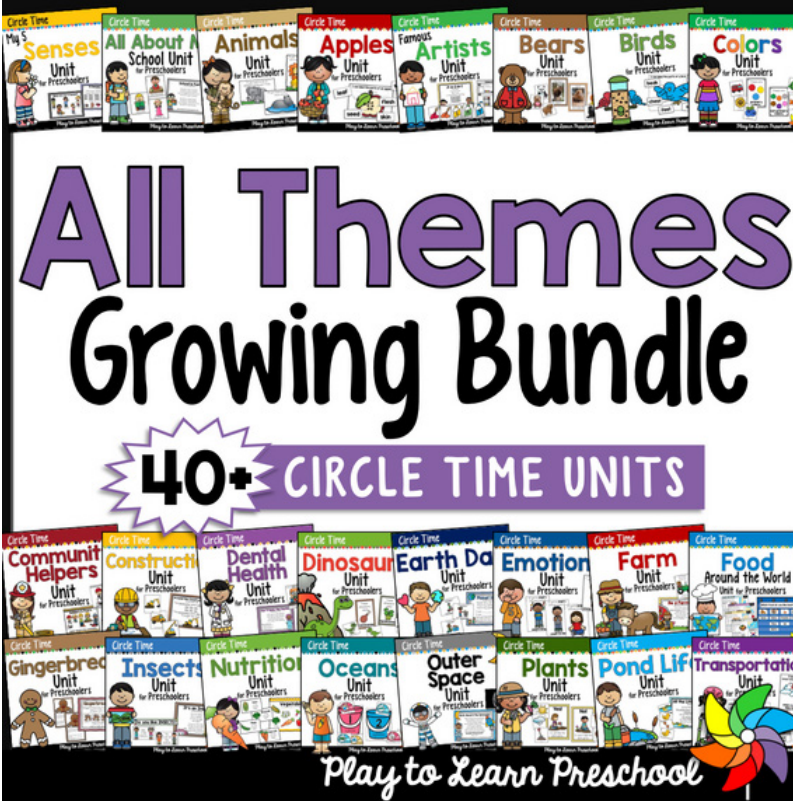
Concentration

| | | | |
|--|--|--|--|
|  penguin 2 | | | |
| | | |  penguin 2 |
| | | | |

Looking for MORE Thematic Units?

Save
20%

Save \$ with
a Bundle



**All Themes
Growing Bundle**

40+ CIRCLE TIME UNITS

Play to Learn Preschool



<https://www.teacherspayteachers.com/Product/Thematic-Units-Growing-Bundle-Activities-for-Preschool-and-Pre-K-6747714>

Have fun playing and learning with your students!



Meet Jamie

Jamie is the founder and C.E.O of Play to Learn Preschool. She has her bachelor's degree in Early Childhood Education and a master's degree in reading education. She has taught in both public and private schools and works tirelessly to create meaningful and delightful preschool experiences for both her virtual and in-person preschool students.

Additional Resources:

