

Everything is Planned for You!

4 lesson plans

Step-by-step directions for each activity.

All materials included for you!

Mary had a Little Lamb

Nursery Rhyme



Day 1 lesson plans

This rhyme is a traditional rhyming poem or song. Teaching nursery rhymes to children to develop auditory skills and helps with speech development.

Students will develop listening and speaking skills by reciting a poem.


Activities:

1. Read the poem to the students and invite the children to join you in reading it again.
2. Act out the nursery rhyme by assigning 6 children to act like the little animals (lamb, chick, pig, mouse, bunny, and cat). Call on other children to be "Mary." Each one can choose a little animal pet. Recite the rhyme, substituting the child's name and the animal they chose. The little animal will follow "Mary" around as the rest of the class says the rhyme.



1 center activity

Sorting



Take home mini-book



Emergent Math & Literacy

Mary had a Little Lamb

Silly Rhyme

_____ Had a Little _____



Jasmine had a little mouse,
Little mouse, little mouse.

Jasmine had a little mouse.

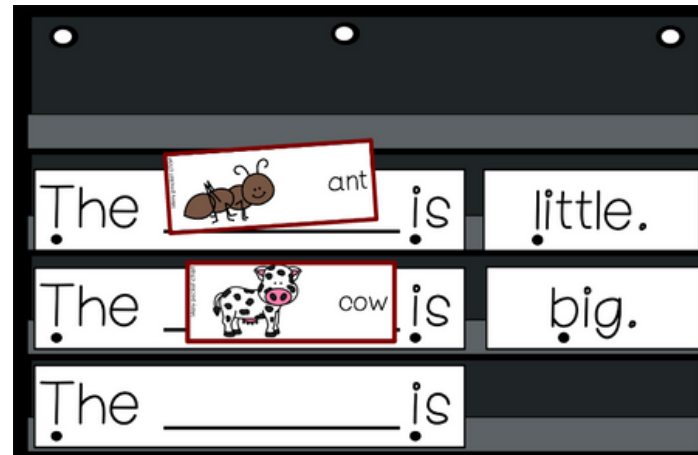
They marched around in a show.

Everywhere that Jasmine went,
Jasmine went, Jasmine went.

Everywhere that Jasmine went,
The mouse was sure to go.



Which one is missing?



Looking for Even More Nursery Rhymes?

Save
\$\$\$

Save \$ with
a Bundle



<https://www.teacherspayteachers.com/Product/Nursery-Rhymes-Units-bundle-1-Activities-for-Preschool-and-Pre-K-3709178>

Have fun playing and learning with your students!



Meet Jamie

Jamie is the founder and C.E.O of Play to Learn Preschool. She has her bachelor's degree in Early Childhood Education and a master's degree in reading education. She has taught in both public and private schools and works tirelessly to create meaningful and delightful preschool experiences for both her virtual and in-person preschool students.

Additional Resources:

