

Everything is Planned for You!

4
lesson
plans

Step-by-step directions
for each activity.

All materials
included for you!

Itsy Bitsy Spider Nursery Rhyme

Day 1
lesson
plans

A nursery rhyme is a traditional rhyming poem or song. Teaching nursery rhymes to children helps them to develop auditory skills and helps with speech development.

Objective:


Students will develop listening and speaking skills by reciting a poem.

Activities:

1. Read the poem to the students and invite the children to join you in singing it again.
2. Act out the nursery rhyme by doing the hand motions.
3. Change the verses by singing the different options attached.




©Play to Learn Preschool



1
center
activity

Shape Matching



Take home
mini-book



Emergent Math & Literacy




Itsy Bitsy Spider

The Itsy bitsy spider
Climbed up the water spout.
Down came the rain and
Washed the spider out.
Out came the sun and
Dried up all the rain.
So the Itsy bitsy spider
Climbed up the spout again.

The **slow-poke** spider
climbed up the water spout!
(Make a spider
crawl slowly.)

The **happy birthday** spider
climbed up the water spout!
Down came the rain and
washed his candles out!

The **always ready** spider
climbed up the water spout!
(Pretend to put on
rain boots and a hat before
climbing the spout.)



Looking for Even More Nursery Rhymes?

Save
\$\$\$\$

Save \$ with
a Bundle



<https://www.teacherspayteachers.com/Product/Nursery-Rhymes-Units-bundle-1-Activities-for-Preschool-and-Pre-K-3709178>

Have fun playing and learning with your students!



Meet Jamie

Jamie is the founder and C.E.O. of Play to Learn Preschool. She has her bachelor's degree in Early Childhood Education and a master's degree in reading education. She has taught in both public and private schools and works tirelessly to create meaningful and delightful preschool experiences for both her virtual and in-person preschool students.

Additional Resources:

