# Everything is Planned for You!

Explore 5 Math Concepts

## Fruit Counters #3

### Comparing

Comparing in ways that are personally meaningful and challenging is an essential early math skill. Hands-on experience and practice in vocabulary are needed to accurately compare quantities.

**Learning Objectives:**

- The student will compare objects.

Clear Learning Objectives

**Recommended Supplies:**

- Fruit counters
- If the counters are not available, cut apart the included fruit cards Hungry Alligator mat Bowl for counters

Step-by-step directions

**Procedure:**

1. Print the poem, work mats, alligators, and numbers. Cut apart the alligators and numbers. Post the poem at the math center.
2. Attach the two sides of the work mat along the shorter edge to create a singular, larger work mat.
3. Place the numbers in a bowl or bag. Students select two numbers, placing them below the baskets on the work mat. They then place that many counters on each basket and compare.
4. Students place the corresponding alligator on the mat so it "eats" the most fruit.

Full-color printable materials

©Play to Learn Preschool

# Hands-On Practice with
# Emergent Math Skills

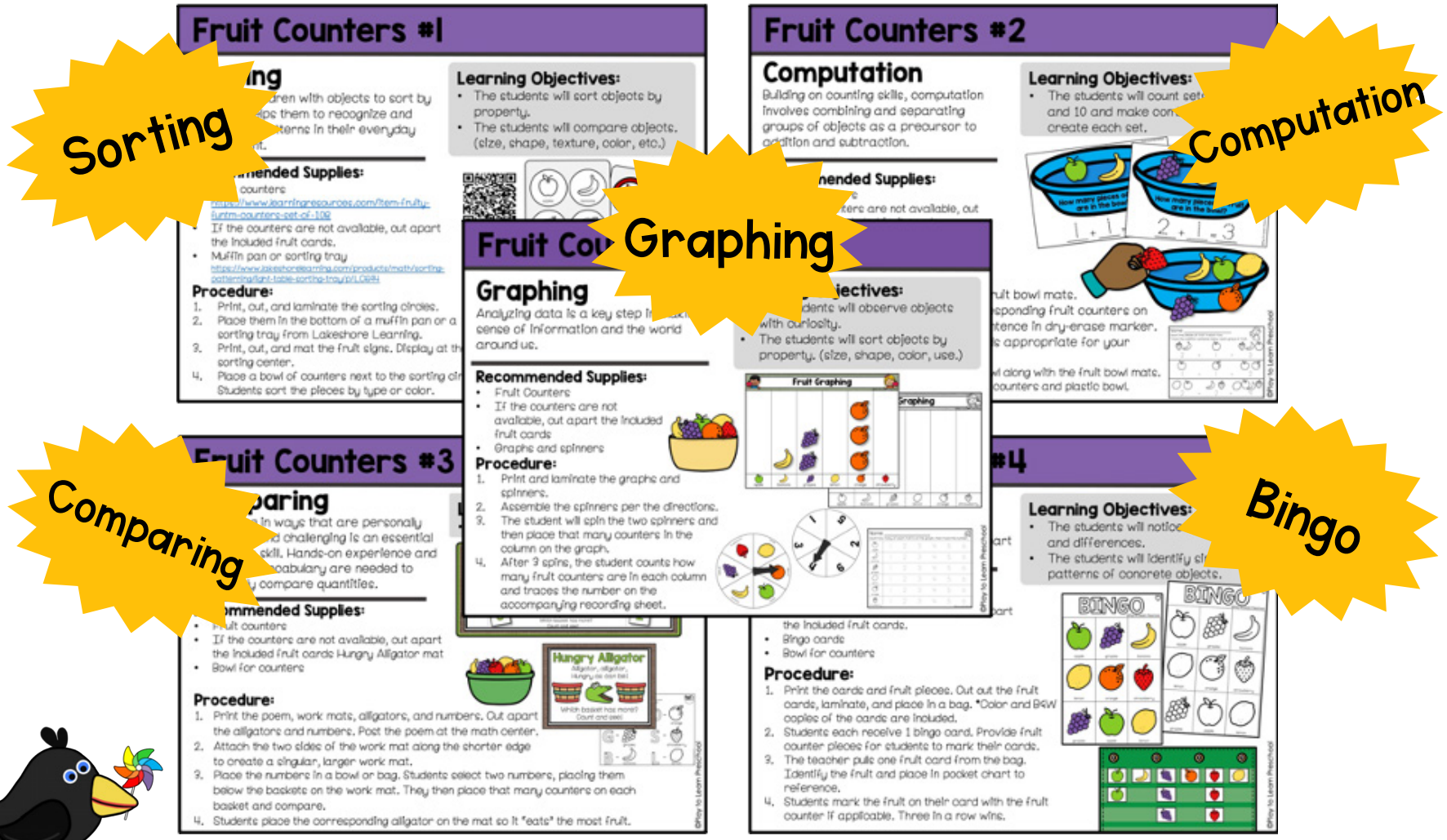


©Play to Learn Preschool

# Looking for Even More Math Counters?

Save $$$

## Save $ with a Bundle

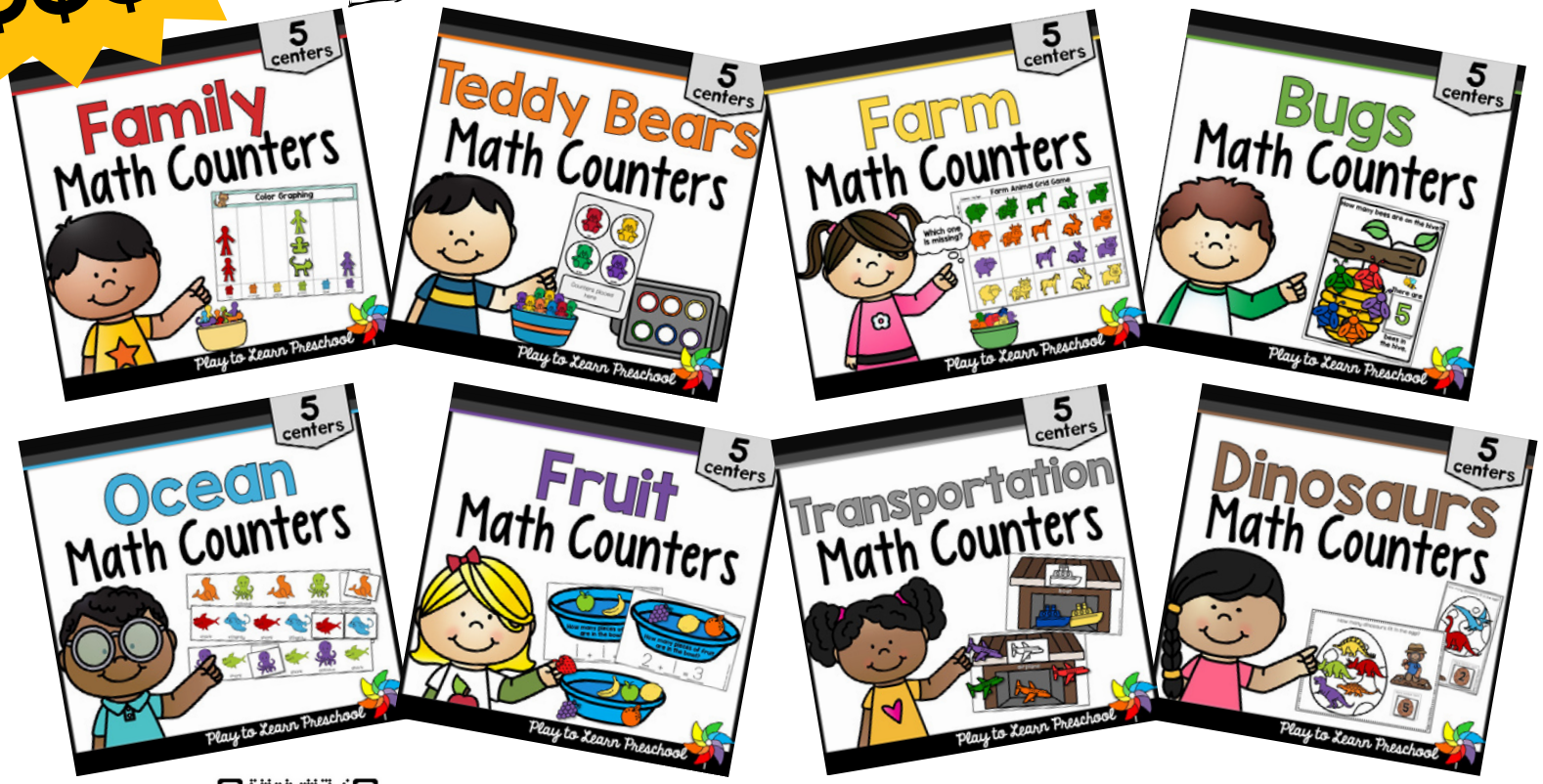


https://www.teacherspayteachers.com/Product/Math-Counters-Center-Activities-for-Preschool-and-Pre-K-8698037

©Play to Learn Preschool

# Have fun playing and learning with your students!

## Meet Jamie

Jamie is the founder and C.E.O of Play to Learn Preschool. She has her bachelor's degree in Early Childhood Education and a master's degree in reading education. She has taught in both public and private schools and works tirelessly to create meaningful and delightful preschool experiences for both her virtual and in-person preschool students.

## Additional Resources:

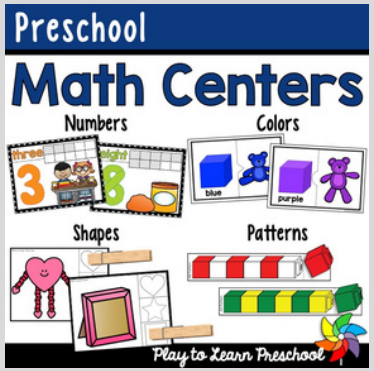

PLAY TO LEARN PRESCHOOL
playtolearnpreschool.us

@playtolearnps

Play to Learn Preschool