


Fire Safety


Preschool Unit



**5 days
of lesson plans**


**71
pages!**

- 2 circle time activities each day
- Real-life photographs to spark discussion
- Daily extension ideas



5 learning centers

- Literacy
- Math
- Fine Motor & Working Memory
- Book Recommendation List



Everything is planned for you!

Introduction to activate prior knowledge.

Real-life photos to generate discussion.

Firefighter

Local Heroes

Day 2
lesson plans

Firefighters wear a lot of gear to protect themselves from fire and smoke. When children can see what firefighters wear, it can be less scary to see one in real life.

Objectives:

- The students will use new vocabulary.
- The students will demonstrate an understanding of print concepts.
- The students will share and take turns with others.


Activities:

1. Show the real pictures of the firefighters and their gear. Consider having a real firefighter come to speak to the class. Children may feel more at ease when they realize a real person is behind the mask.
2. Label the different parts of the firefighter. Discuss why each item is important to a firefighter.
3. Play the "Where's the hose?" carpet game and explain that firefighters use a wrench to open the fire hydrants so water can flow. Use the numbers that are appropriate for your students.

Extension Idea: Teach the ASL sign for "firefighter." Place the back of your hand on your forehead with your palm out. Touch your forehead with the back of your hand twice.



I can label the parts of a firefighter.



©Play to Learn Preschool

Objectives written in kid-friendly language.

Songs, poems, games, and more!

Daily extension activities, including ASL instruction.

Step-by-step directions for each activity.


Songs & Poems

Hurry, Hurry, Drive the Firetruck!

Poem/song with action cards

Hurry, hurry, drive the fire truck.
(Hold and turn a pretend steering wheel)
Hurry, hurry, drive the fire truck.
Hurry, hurry, drive the fire truck.
Ding, ding, ding, ding, ding!
(ring the bell)

Stand with arms
like the corner
(don't lift, don't right)



Captain Says

Play like "Simon Says"

Captain says,
Stomp around in your fire boots.
(stomp around the circle)
Captain says,
Pull on your fire jacket.
(pretend to pull on a jacket)

Reset with verses:
Put up your fire pants.
Put your helmet on your head.
Cover your face with the mask.
Spray the fire with a hose.
Crawl up the ladder.





Fire Drill

Directional Poem

Fire alarm, fire alarm, why so loud?
Are you trying to *alert* the crowd?
Beep, beep, womp, womp! Time to stand up!
Watch the teacher and *line right up*.
Mouth is closed. No talking allowed.
We need to *hear* directions for the crowd.
One by one, we walk down the hall.
Outside is our *meeting spot*. Stand so tall!
Teacher *counts* us one by one.



Games & Activities



Emergent Literacy

Name _____

Out out the pieces at the bottom of the page.
Glue them into the correct column.



Safe

Not Safe



I can label the parts of a firefighter.

helmet

mask

jacket

boots

pants



Firefighters wear a lot of gear to keep them safe from fire and smoke.

What we have learned about fire safety.

What I know about fire safety.



Name: Sylvie

What I know about fire safety.



Name: Job

What I know about fire safety.



Name: Ode

What I know about fire safety.



Name: Boost



Riddle #5

What do firefighters wear on their head to protect them from falling debris?

Answer: helmet



Riddle #6

What do firefighters wear on their face to protect them from smoke and fire?

Answer: mask

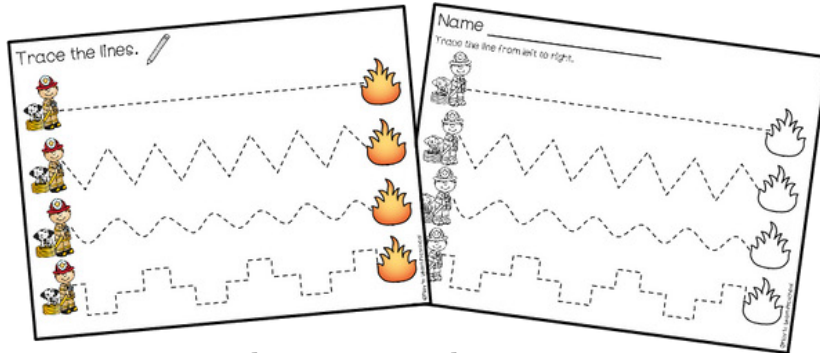


Riddle #7

What does a firefighter use to spray the water on the fire?

Answer: hose

Center Activities




Practice Pages

Counting



File Folder Game



Working Memory Game

...and MORE!

Looking for More Circle Time Units?

**SAVE
\$\$\$**

**Preschool
Circle Time Bundle**



<https://www.teacherspayteachers.com/Product/Preschool-Thematic-Units-Bundle-6747714>

Testimonials

Classroom
tested by over
500
teachers!

Really helpful as I teach children with autism and the visuals in this pack really helped in teaching fire safety, which is so important.

- Heather O.

This was a great way to lead into our community helpers week, especially because the kids' favorite part of that week is learning about the firefighters. Easy breakdown of fire safety for kids to understand.

- Teva B.

I absolutely LOVE this amazing fire safety resource! The games/songs were fun and engaging for the students, and I also appreciate that the prep work for the teachers is already done. Saved me so much time with my lesson planning!

- Laine G.

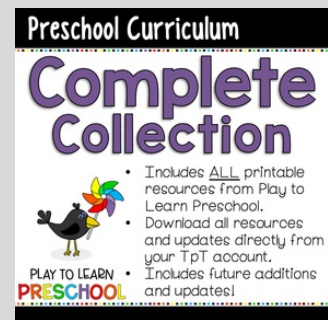


Have fun playing and learning with your students!



Meet Jamie

Jamie is the founder and C.E.O of Play to Learn Preschool. She has her bachelor's degree in Early Childhood Education and a master's degree in reading education. She has taught in both public and private schools and works tirelessly to create meaningful and delightful preschool experiences for both her virtual and in-person preschool students.

Additional Resources:



Play to Learn Preschool