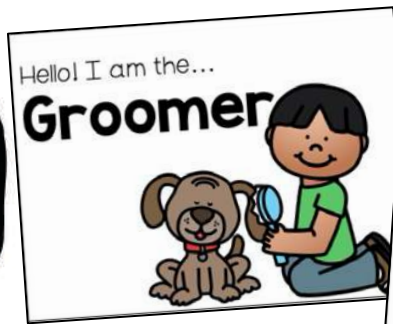


# Dramatic Play

# Pet Shop and Adoption Center



for Young  
Learners



# Pet Shop


## Dramatic Play Center

### Preparation:

Young children can practice pet care by running a pet store with pet adoption corner. Stock the dramatic play area with collars, leashes, pet toys, food bowls, blankets, and baskets. Children will run the store and be caregivers for pets available for adoption.

### Props:

- stuffed animals
- pet bowls
- fun foam strips (collars)
- baskets (or brown paper bags folded down)
- blankets (or scraps of fabric)
- shredded paper for cages
- colorful treat bags stuffed with paper for pet food at the shop
- small tub for bathing
- blue tissue paper for bath water
- plastic bottle as shampoo
- towel
- pet brush



# Pet Shop

## Table of Contents

### Included:

### Page

|                        |         |
|------------------------|---------|
| Open/Closed sign...    | 4 – 5   |
| Daily Pet Report...    | 6 – 7   |
| Role Play Name Tags... | 8 – 11  |
| Prop Labels            | 12 – 26 |
| Volunteer Jobs         | 28 – 31 |
| Pet Adoption Labels... | 33 – 36 |
| “How To” books...      | 38 – 44 |
| Pennant Bunting...     | 46 – 48 |
| “Betsy Book”...        | 50 – 57 |




Pet Shop



Open

# Pet Shop




# Closed

# Daily Pet Report

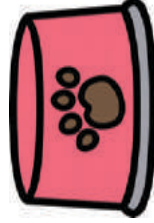
Pet sitter:

Pet:

Activities to do with pets:  
(Circle when complete.)




Walk the  
pet.




Give food  
and water.



Play with  
the pet.



Clean the  
kennel.



Give a  
bath.

Pet was: 😊




# Daily Pet Report

Pet Sitter:

Pet:

Activities to do with pets:  
(Circle when complete.)



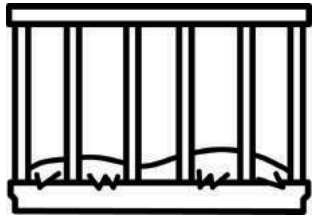
Walk the  
pet.




Give food  
and water.



Play with  
the pet.



Clean the  
kennel.



Give a bath.

Pet was:



# Daily Pet Report

Pet Sitter:

Pet:

Activities to do with pets:  
(Circle when complete.)



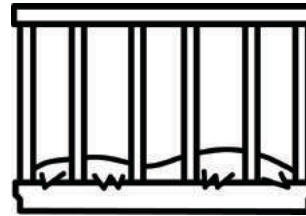
Walk the  
pet.




Give food  
and water.



Play with  
the pet.



Clean the  
kennel.



Give a bath.

Pet was:



Hello! I am the...

**Cashier**



Hello! I am the...

**Cashier**



Hello! I am the...

**Customer**



Hello! I am the...


**Volunteer**





Hello! I am the...

**Manager**



Hello! I am the...

**Groomer**



Hello! I am the...

**Assistant  
Manager**



Hello! I am the...

**Volunteer**




Hello! I am the...

# Pet Walker




Hello! I am the...

# Feeder




Hello! I am the...

# Groomer

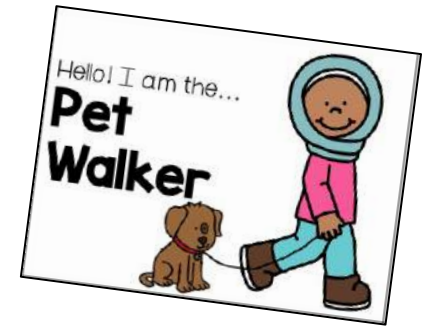
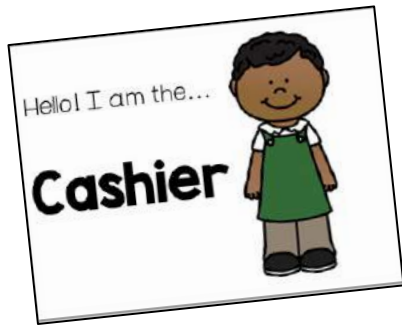


Hello! I am the...

# Reader



# Employee Name Tags



## Employees Must Wash Hands


after handling pets




## Please Pay Here



# pet bowls



# collars



# pet food



# blankets




# brush




# shampoo




# pet bowls



# collars



# pet food



# blankets



# brush




# shampoo




# cash register



# clipboard



# pencils



# leashes



# pet toys




# pet treats




# cash register




# clipboard



# pencils



# leashes



# pet toys



# pet treats



# kennel




# pet reports




# books



# towels



# telephone



# reptile food





# kennel




# pet reports




# books



# towels




# telephone




# reptile food




# dogs




# cats




# birds




# small pets




# reptiles




# fish




# dogs




# cats




# birds




# small pets




# reptiles

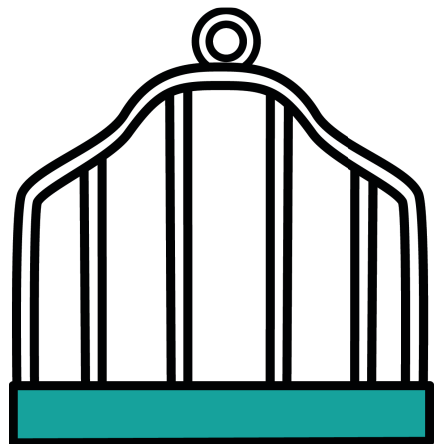


# fish







# Pet Supplies



# Cages



# Tanks



**Dog Food**



\$2.00

**Dog Food**



\$2.00

**Cat Food**



\$1.00

**Cat Food**



\$1.00

**Dog Food**



\$2.00

**Dog Food**



\$2.00

**Cat Food**



\$1.00

**Cat Food**



\$1.00

**Dog Food**



\$2.00

**Dog Food**



\$2.00

**Cat Food**



\$1.00

**Cat Food**



\$1.00

**Lizard  
Food**



\$1.00

**Lizard  
Food**



\$1.00

**Hamster  
Food**



\$1.00

**Hamster  
Food**



\$1.00

**Lizard  
Food**



\$1.00

**Lizard  
Food**



\$1.00

**Hamster  
Food**



\$1.00

**Hamster  
Food**



\$1.00

**Lizard  
Food**



\$1.00

**Lizard  
Food**



\$1.00

**Hamster  
Food**




\$1.00

**Hamster  
Food**




\$1.00

**Bunny Food**




\$3.00

**Bunny Food**



\$3.00

**Fish Food**




\$1.00

**Fish Food**




\$1.00

**Bunny Food**




\$3.00

**Bunny Food**



\$3.00

**Fish Food**




\$1.00

**Fish Food**



\$1.00

**Bunny Food**




\$3.00

**Bunny Food**



\$3.00

**Fish Food**




\$1.00

**Fish Food**




\$1.00

# Turtle Food



\$2.00

# Turtle Food



\$2.00

# Bird Food




\$2.00

# Bird Food




\$2.00

# Turtle Food



\$2.00

# Turtle Food



\$2.00

# Bird Food



\$2.00

# Bird Food




\$2.00

# Turtle Food



\$2.00

# Turtle Food



\$2.00

# Bird Food



\$2.00

# Bird Food



\$2.00



---


# Pet Shop Prices



Large bowls **\$2**




Small bowls **\$1**



Collars **\$2** each



Leashes **\$1**



Toys **\$2** each


---

---


# Adoption Fees




Dogs **\$25**



Cats **\$25**



Reptiles **\$20** each



Small Animals **\$15** each

---



# VOLUNTEER JOBS




Bathe the  
pets.




**Read to  
a pet.**




**Clean a  
kennel.**



**Feed the  
pets.**



**Walk or play  
with a pet.**







**Cuddle with  
a pet.**



**Sing to a  
pet.**

# Make a leash for your pet.



# Give your new pet a name.

# Pet Adoption Event



# Hi! My name is



\_\_\_\_\_.

I am a  (circle one)   
looking for a home.

# Hi! My name is



\_\_\_\_\_.

I am a  (circle one)   
looking for a home.

# Hi! My name is



\_\_\_\_\_.

I am a  (circle one)   
looking for a home.

# Hi! My name is



\_\_\_\_\_.

I am a  (circle one)   
looking for a home.



**Hi! My name is**



\_\_\_\_\_.

I am looking  
for a home.

**Hi! My name is**



\_\_\_\_\_.

I am looking  
for a home.

**Hi! My name is**



\_\_\_\_\_.

I am looking  
for a home.

**Hi! My name is**



\_\_\_\_\_.


I am looking  
for a home.

# Adoption Fee




Dogs \$25

# Adoption Fee




Cats \$25

# Adoption Fee



Reptiles \$20

# Adoption Fee



Small Animals \$15



# Certificate of Adoption

\_\_\_\_\_

Your name here

has officially adopted

\_\_\_\_\_

Pet's name here

You promise to take loving  
care of your pet fur-ever!

@Play to Learn Preschool



# Certificate of Adoption

\_\_\_\_\_

Your name here

has officially adopted

\_\_\_\_\_

Pet's name here

You promise to take loving  
care of your pet fur-ever!

@Play to Learn Preschool



# How to wash a dog:



# 1



Fill the tub.

# 2



Place the dog  
in the tub.

3



Add the shampoo.

4



Wash the dog.

# 5



Dry the dog.

# 6




Brush the dog.

# How to wash a dog:

- Fill the tub with water.
- Place the dog in the tub.
- Add the shampoo.
- Wash the dog.
- Dry the dog.
- Brush the dog.

tub



shampoo



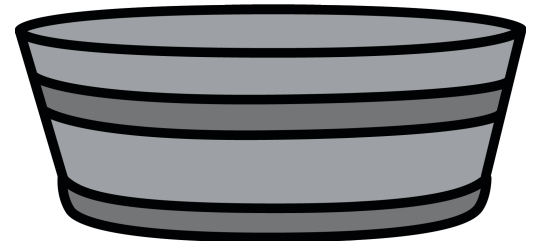
towel  
and brush



# How to wash a dog:

- Fill the tub with water.
- Place the dog in the tub.
- Add the shampoo.
- Wash the dog.
- Dry the dog.
- Brush the dog.

tub



shampoo



towel  
and brush





# How to read to a pet:



1




Choose a book.

2




Find a place to sit.

3




Make the pet comfortable.


4




Start reading to the pets.




P




e







S



h



o



p

Betsy Goes  
to the



Pet Shop





1 Betsy went to the pet shop to buy bird seed. She was surprised to see there was more than just food at the pet shop.



The store clerk gave Betsy a tour. The clerk showed her the collars, leashes, food bowls, and pet toys.



The store clerk then showed Betsy the grooming station where pets come to get clean.



On Betsy's way to the cash register to pay,  
she saw a dog in a kennel.



@Play to Learn Preschool

The store clerk told Betsy that sometimes there are pets who don't have homes.

5 Volunteers care for the pet until a new home can be found for them.



Betsy thought that was a great idea since the new owner could get food and toys right there at the shop.



Betsy thought about what type of pet she would like. Then she remembered she is a bird and decided to just keep her teddy bear.



Betsy thanked the volunteers for taking care of the animals.  
She paid for her bird seed and went home.



# Dramatic Play

for preschool and Pre-K learners:

Connect:



[Newsletter](#)

[Facebook](#)

[Instagram](#)

[Blog](#)

[Pinterest](#)

Creative Ideas for

# Dramatic Play

A collage of six colorful signs for dramatic play centers. Each sign has a title and a small illustration of a child or a scene. The signs are: 'Airport' with a child and a suitcase; 'Taco Stand' with a child in a green apron; 'Ice Cream Parlor' with a child holding a cone; 'Co.' (Cafe) with a child holding a tray; 'Pizzeria' with a child holding a pizza; and 'Dino Dig' with a child in a hat and a dinosaur. Each sign also includes the text '\*Editable\*' and 'Dramatic Play Center'.

Credit:

These talented artists made this possible.



## Terms of Use:

Play to Learn resources are for personal classroom and home use only. They may not be used commercially.

### YES:

- You may use this resource at home with your own children or in your classroom with your own students.
- You may print copies for your own children or students.
- You may send printed copies home with your students.
- You may use these lessons yourself to provide virtual teaching videos for your own students who might be learning at home.

### NO:

- You may NOT post this file to any file sharing website. (DropBox, Google Drive, Facebook, Amazon, SeeSaw, etc.)
- You may NOT resell these resources.
- You may NOT send these PDFs via email for students to print at home.
- You may NOT share these PDFs with colleagues via email or otherwise.
- You may not claim these resources or ideas as your own.
- You may NOT use these resources to teach lessons that you **sell** online. (Teaching your own students – great. Selling these lessons, even if you do them yourself, online – not permitted.) This includes OutSchool and similar platforms.

Learning Centers  
by Jamie White



Create literacy-rich, organized, exciting dramatic play opportunities for young children.