Peek-A-Boo

Summer Alphabet Envelopes

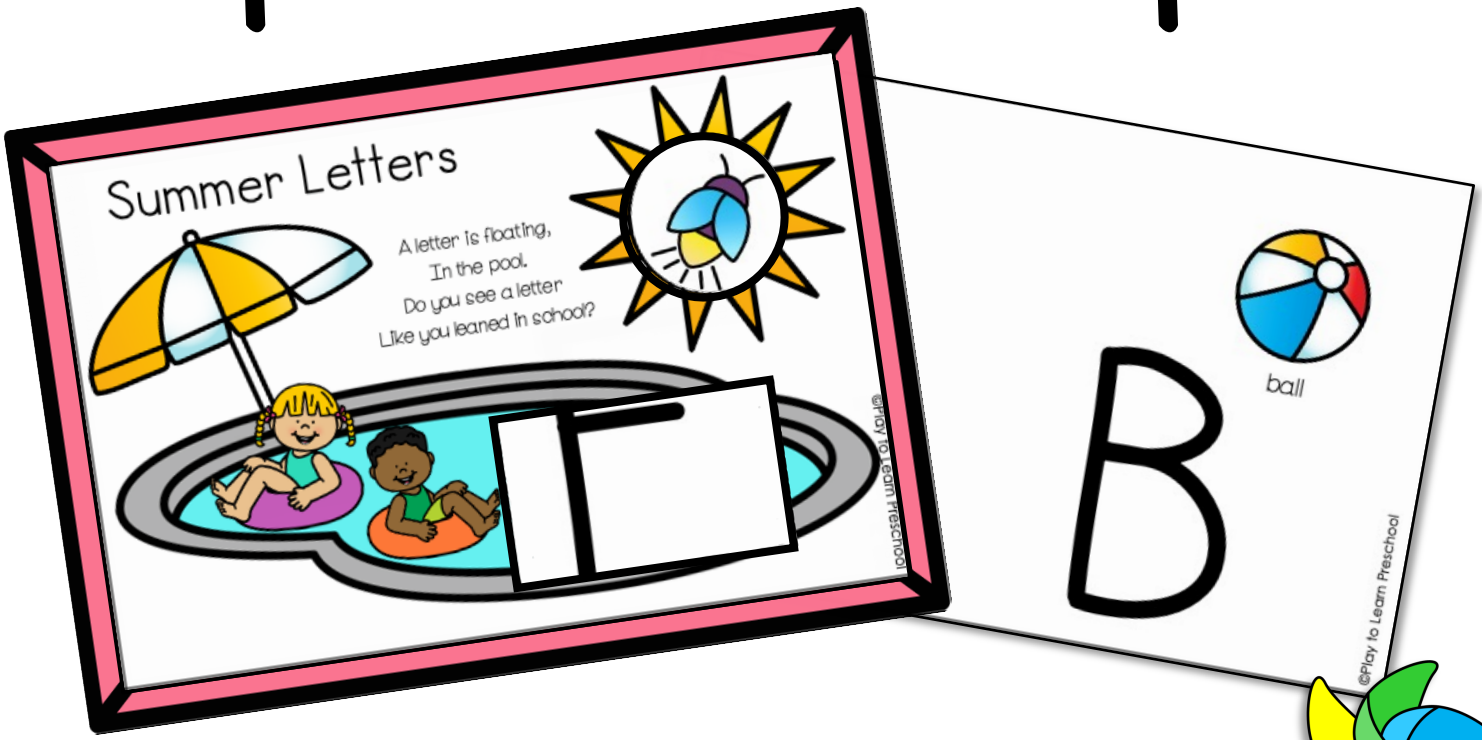

Play to Learn Preschool

Peek-A-Boo Alphabet Game

To Prepare:

- Print the cards.
- Adhere the swimming pool cover card to the outside of a 6" x 9" envelope.
- Cut out the 2 shaded boxes. Cut through the pool and sun and 1 layer of the envelope.
- Cut the letter cards apart so that each one is approximately 5.5" x 8.5".



To Play the Game:

- Place one of the letter cards into the envelope so only part of the letter is showing and all of the picture is showing.
- Recite the poem on the card to the class.
- Show them the envelope and ask which letter they think is inside.
- Students use their knowledge of letters and letter sounds to guess which letter is hiding.
- Pull the letter card out to reveal the answer!

©Play to Learn Preschool

Summer Letters

A letter is floating,
In the pool.
Do you see a letter
Like you learned in school?

Cut out this area

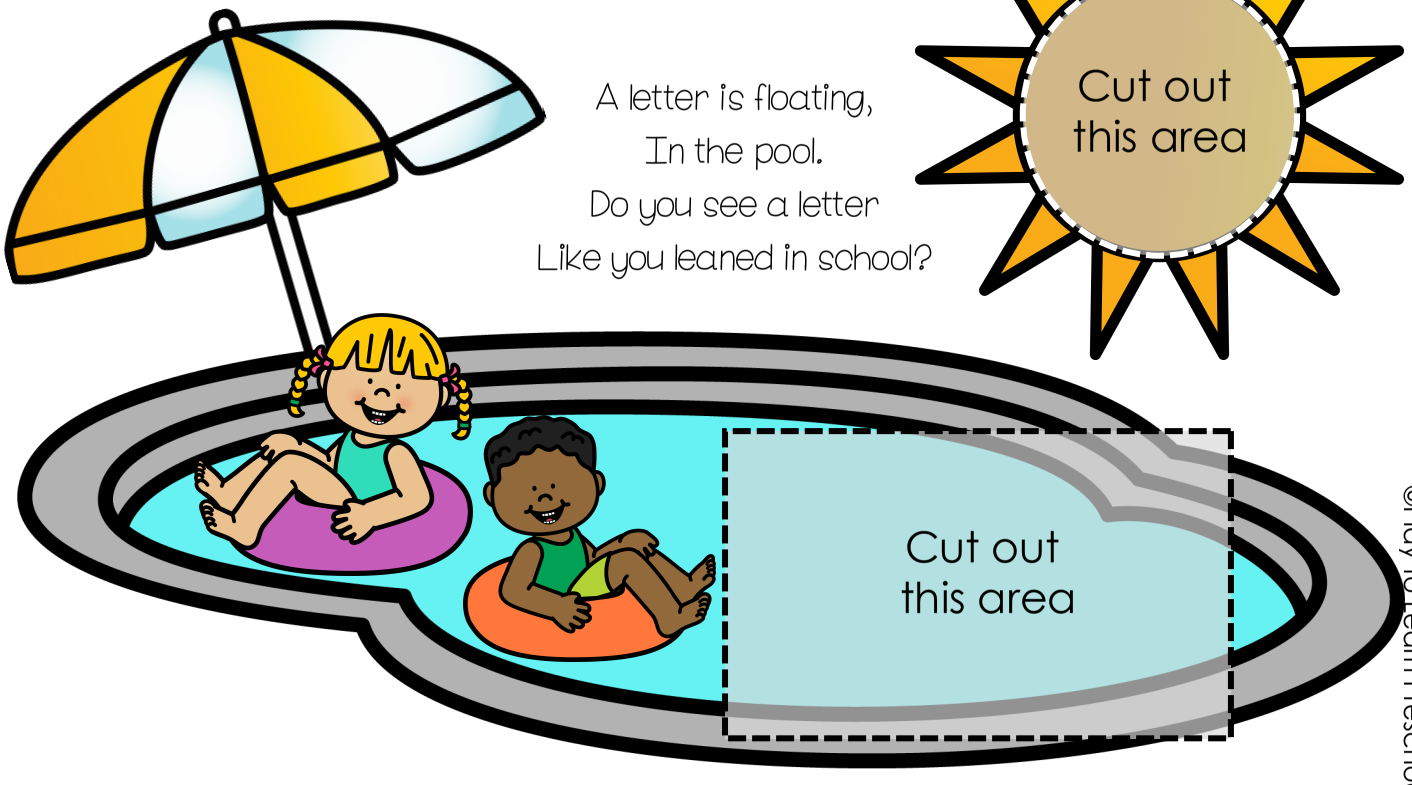

Cut out this area

©Play to Learn Preschool

B



ball

©Play to Learn Preschool

Summer Letters Peek-A-Boo

A



ant

©Play to Learn Preschool

dolphin

©Play to Learn Preschool

camping

©Play to Learn Preschool



firefly



©Play to Learn Preschool

Summer Letters Peek-A-Boo



exploring



©Play to Learn Preschool

H

hot

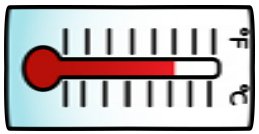

©Play to Learn Preschool

Summer Letters Peek-A-Boo

G

golf

©Play to Learn Preschool



jar



©Play to Learn Preschool

Summer Letters Peek-A-Boo

insect



©Play to Learn Preschool

lightning

©Play to Learn Preschool

kite

©Play to Learn Preschool

N

net



©Play to Learn Preschool

Summer Letters Peek-A-Boo

M

milkshake



©Play to Learn Preschool

P

playground



©Play to Learn Preschool

Summer Letters Peek-A-Boo

O

octopus



©Play to Learn Preschool



rain

©Play to Learn Preschool

Summer Letters Peek-A-Boo

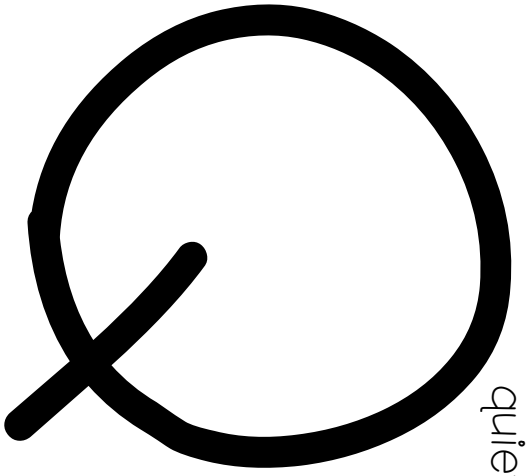

quiet reading



©Play to Learn Preschool

T



towel

©Play to Learn Preschool

Summer Letters Peek-A-Boo

S

sun

©Play to Learn Preschool

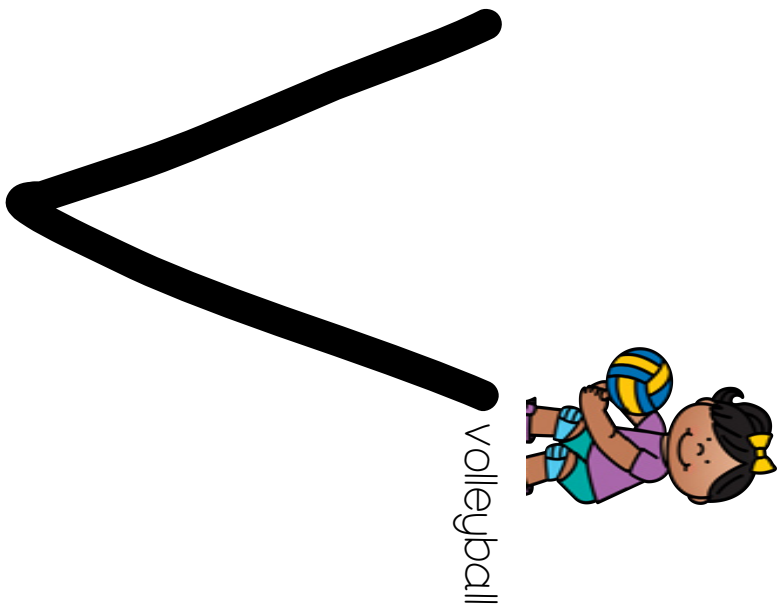

©Play to Learn Preschool

Summer Letters Peek-A-Boo



©Play to Learn Preschool



x-ray

©Play to Learn Preschool

Summer Letters Peek-A-Boo

watermelon



©Play to Learn Preschool

Z

zucchini



©Play to Learn Preschool

Summer Letters Peek-A-Boo

Y

yellow
sidewalk
chalk



©Play to Learn Preschool

b

baseball

©Play to Learn Preschool

a

apple

©Play to Learn Preschool

dirt

©Play to Learn Preschool

corn

©Play to Learn Preschool

f

flip flops

©Play to Learn Preschool

e

eggplant

©Play to Learn Preschool

h

hat

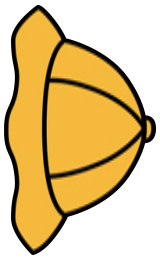

©Play to Learn Preschool

g

gardener

©Play to Learn Preschool

j

jog



©Play to Learn Preschool

i

iguana

©Play to Learn Preschool

lifeguard

©Play to Learn Preschool

kick

©Play to Learn Preschool

n

nest

©Play to Learn Preschool

m

map

©Play to Learn Preschool

picnic

©Play to Learn Preschool

otter

©Play to Learn Preschool

r

rainbow

©Play to Learn Preschool

q

quilt

©Play to Learn Preschool

t

toad



©Play to Learn Preschool

s

sunscreen



©Play to Learn Preschool

V

vacation

©Play to Learn Preschool

U

upside down

©Play to Learn Preschool

x-ray fish

©Play to Learn Preschool

wet water slide

©Play to Learn Preschool

N

zoo

©Play to Learn Preschool

Y

yellow egg yolk

©Play to Learn Preschool

More resources

for preschool and Pre-K learners:

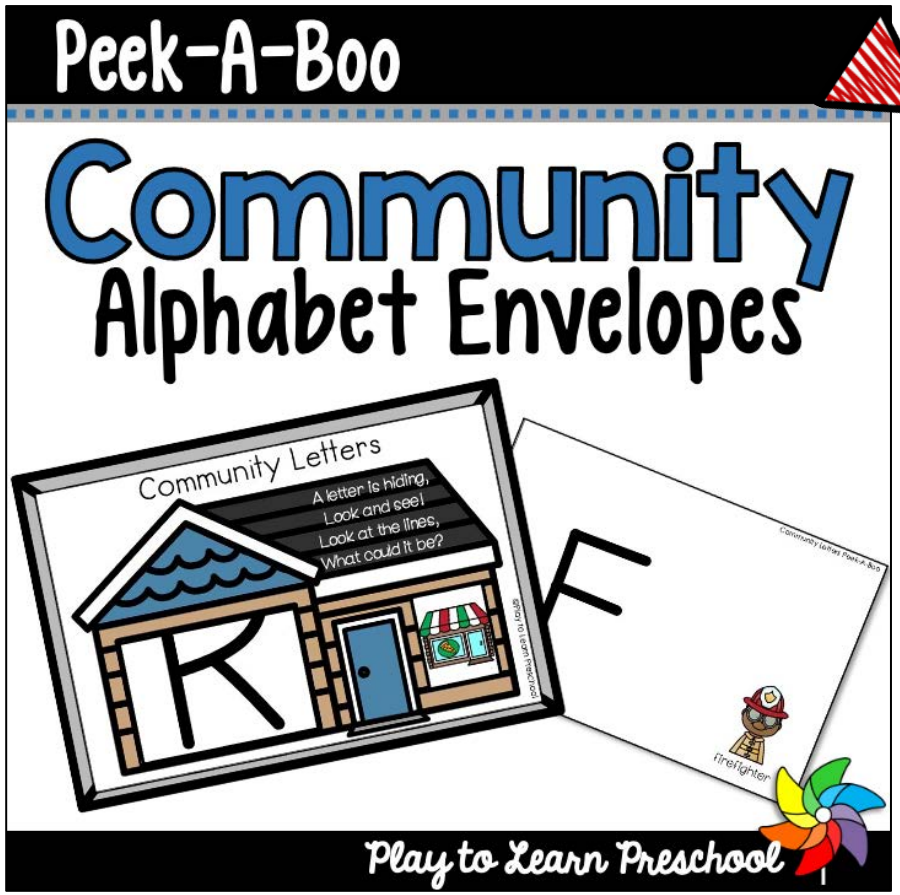

Explore things found in and around your community while practicing letter identification and letter-sound connections.

Connect:

PLAY TO LEARN PRESCHOOL

[Newsletter](#)

[Facebook](#)

[Instagram](#)

[Blog](#)

[Pinterest](#)

Credit:

These talented artists made this possible.

WHIMSY CLIPS · kimberly geswein fonts · Ramoriam Graphics · Ashley Hughes · 35 corks

Terms of Use:

Play to Learn resources are for personal classroom and home use only. They may not be used commercially.

YES:	NO:
• You may use this resource at home with your own children or in your classroom with your own students. • You may print copies for your own children or students. • You may send printed copies home with your students. • You may use these lessons yourself to provide virtual teaching videos for your own students who might be learning at home.	• You may NOT post this file to any file sharing website. (DropBox, Google Drive, Facebook, Amazon, SeeSaw, etc.) • You may NOT resell these resources. • You may NOT send these PDFs via email for students to print at home. • You may NOT share these PDFs with colleagues via email or otherwise. • You may not claim these resources or ideas as your own. • You may NOT use these resources to teach lessons that you **sell** online. (Teaching your own students – great. Selling these lessons, even if you do them yourself, online – not permitted.) This includes OutSchool and similar platforms.

©Jamie White, Play to Learn Preschool