


Nursery Rhymes


Preschool Unit Bundle



10 nursery rhymes included


**300
pages!**

- 4 days worth of activities for each rhyme
- Nursery Rhyme print-outs for each unit
- Concept sorts, rhyming, math skill practice, and more!



Extension Ideas

- Literacy
- Math
- Take-Home Mini Book for each unit



Everything is planned for you!

Introduction to activate prior knowledge.

Itsy Bitsy Spider

Nursery Rhyme

Day 1
lesson plans

A nursery rhyme is a traditional rhyming poem or song. Teaching nursery rhymes helps young children to develop auditory skills and helps with speech development.

Objective:


- The students will develop listening and speaking skills by reciting a poem.

Activities:

1. Read the poem to the students and invite the children to join you in singing it again.
2. Act out the nursery rhyme by doing the hand motions.
3. Change the verses by singing the different options attached.

Objectives written in kid-friendly language.


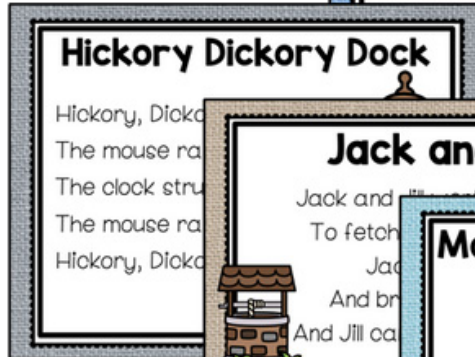

Step-by-step directions for each activity.



©Play to Learn Preschool

Printable nursery rhymes with added literacy components.

Rhyme Print Outs




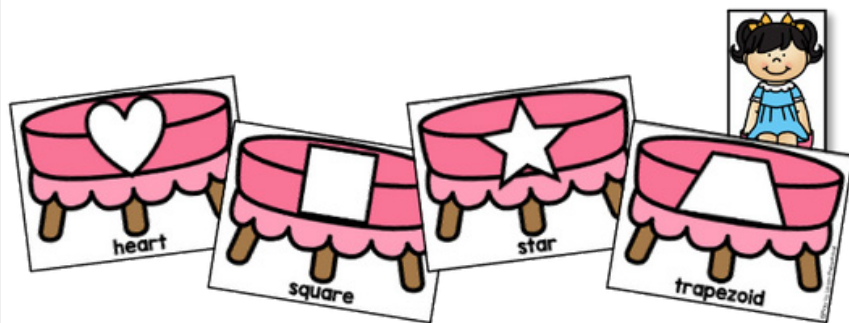
Games & Activities

Jack and Jill



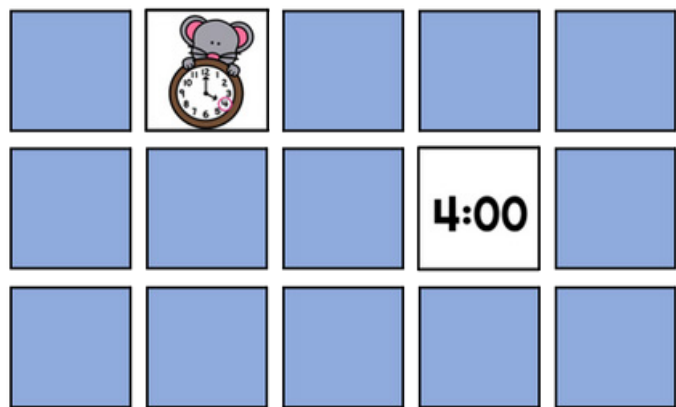
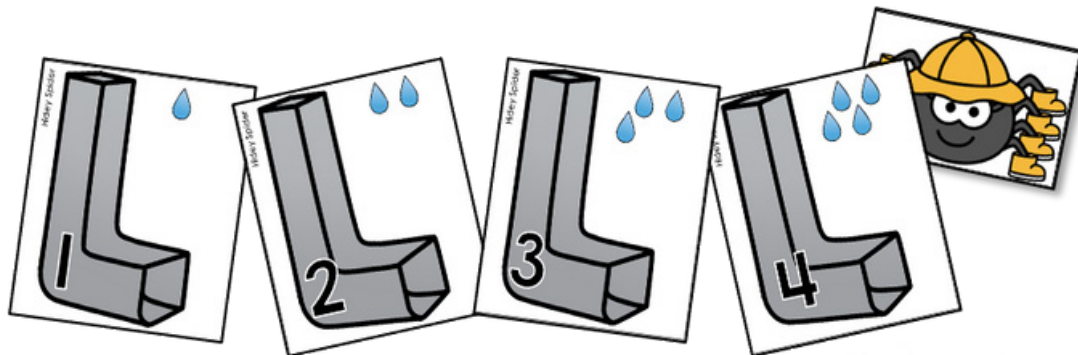
We all know the story of Jack and Jill.
They walked up to the top of the hill.
Down fell the pail with a bang and a splash.
Out fell a drop with a splish and a splash.

(count water drops down from 5-0)

"Now the pail is empty," said
Jack and Jill.
So they marched back up to
the top of the hill.



Games & Activities



Emergent Literacy





Little Miss Muffet

Silly Rhyme

Little Miss Muffet.
Sat on a tuffet.
Eating some



Print Concept

A  is	quick.
A  is	quick.
A _____ is	quick.
A _____ is	quick.
A  is	slow.
A  is	slow.
A _____ is	slow.
A _____ is	slow.

Starts with

J

like Jack and



Does not



start with J



Can you Buckle?

Yes!



No,
not yet.



Niklaus

Hope

Rebekah

Marcel

Elijah

Kol

Hayley

Emergent Literacy

Spiders have 8 legs.










Name _____

Spiders live in every part of the world except very cold places.
Draw a picture of a spider. Where does your spider live?



Spiders have 8 eyes.

What rhymes with.....?


 cat	 ditch	 dog	 spoon
 bat		 with	 moon
 hat			 balloon

The		ant	is	little.
The		cow	is	big.
The	_____		is	
The	_____		is	
The	_____		is	



Hickory Dickory Dock
Silly Rhyme

Hickory, Dickory, Dock,
The mouse _____ up the clock.
The clock struck one,
The mouse _____ down,
Hickory, Dickory, Dock.



Mini-Books




A book for every
nursery rhyme!



Jack be quick



Jack jumped over



Humpty Dumpty

Black & White

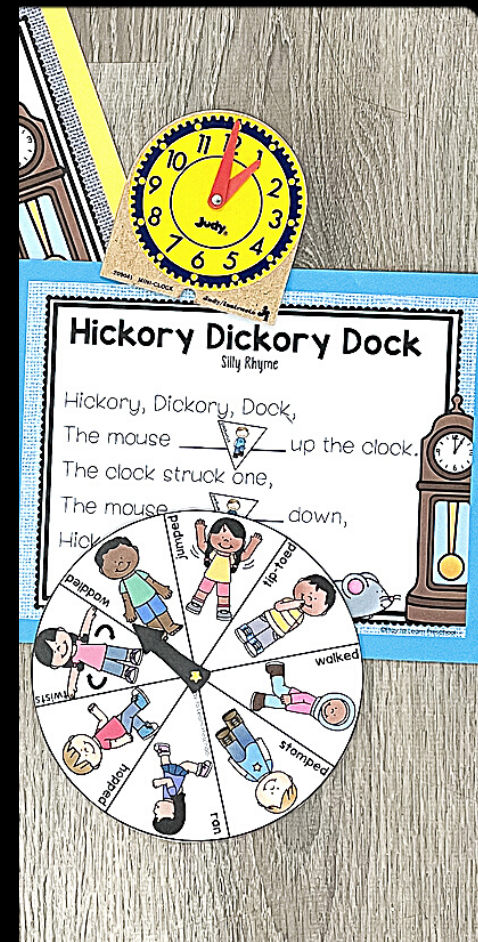



sat on a wall.



Humpty Dumpty

Independent Practice
or Send Home





Over 450
5-star
reviews!

Testimonials

Great quality and easy to use. The pictures are super cute and the kids love the games that go along with each nursery rhyme.

- Erin H.

These were the cutest ever! We did a week-long study of nursery rhymes. I loved that there were different activities to do with each rhyme and that I could leave them out in centers all week long. Simple enough for my younger kids, and engaging enough for my older 5's. - Nikcole R.

This is a very large bundle. You will be able to find something to use alongside your poetry or rhyming lessons/centers. So much thought was put into it, I am excited to continue using these throughout the school year. - Nicole H.

Have fun playing and learning with your students!



Meet Jamie

Jamie is the founder and C.E.O of Play to Learn Preschool. She has her bachelor's degree in Early Childhood Education and a master's degree in reading education. She has taught in both public and private schools and works tirelessly to create meaningful and delightful preschool experiences for both her virtual and in-person preschool students.

Additional Resources:

