

Huge Bundle #1

8

sets

Dramatic Play



for Young Learners

Play to Learn Preschool



Dramatic Play

Preschool Bundle #1

➔ 8 dramatic play centers including:

377
pages!

- Signs



- Labels




- Writing Activities



- Role Play Name Tags



- Social Story with Betsy to introduce the new dramatic play center




Everything is planned for you!

Over 40 pages of materials included in each center!

Grocery Store Table of Contents	
Included:	Page
Open/Closed Sign...	5 - 6
Store Labels...	7 - 15
Departments and Food...	16 - 29
Role Play Name Tags...	30 - 32
Shopping Lists...	33 - 35
Cart Parking Sign...	36
Pennant Bunting...	37 - 47
"Betsy Book"...	48 - 57

Printable signs to post in the dramatic play area.



cherries



Print rich, interactive pages to encourage early writing skills.



Name tags to help students fully engage with the center.

List of Recommended Props

Airport Dramatic Play Center

Preparation:

Invite children to go on an airplane trip! Create a reservation desk with maps, brochures, and a phone. Line up chairs and tape "windows" to the wall to make an airplane. Create a small cockpit area for the pilots.

Props:

brochures
maps
tags
chairs
cups



Baby Nursery Dramatic Play Center

Preparation:

Young children can practice being caring and compassionate by taking care of baby dolls. Stock the dramatic play area with dolls, strollers and bottles and invite children to be the



Cookie Shop Dramatic Play Center

Preparation:

Create cookies out of felt or cardboard. Another option is to use playdough or to purchase play cookies.

Props:

- rolling pins
- mixing bowls, spoons, glass sheets
- hanging racks
- mitts
- books



Grocery Store Dramatic Play Center

Preparation:

Collect empty, clean food containers (check the recycling bin!) and set up a grocery store for your students. Alternatively, host a food drive in your classroom. Use the food to stock the shelves, then donate it to a local food bank.



Hospital Dramatic Play Center

Preparation:

Set up a doctor's office or hospital area by adding a cot, exam tables, a reception desk and a waiting area.

Props:

- stethoscopes
- play medical equipment
- doctor's coat
- stethoscopes
- doctor's coat
- stethoscopes
- doctor's coat



Dinosaur Dig Site Dramatic Play Center

Preparation:

Fill a bucket, tray or sensory table with plaster of paris. Stick plastic dinosaurs into the plaster before it dries. When it's dry, cover with a layer of sand. Children use paint brushes to look for dinosaur "fossils."

Props:

- Paint brushes
- Tape measure
- Binoculars
- Flashlights
- Magnifying glasses
- Safari hats
- Cameras
- Tan vests
- Plastic dinosaur toys
- Small Buckets



Ice Cream Parlor Dramatic Play Center

Preparation:

Use large colorful (2") pom-poms or colored play dough to make various flavors of ice cream to sell at this pretend play ice cream parlor.

Props:



Restaurant Dramatic Play Center

Preparation:

Stock the kitchen area with pretend food, dishes, and trays. Print menus, provide order pads and signs. Add a tablecloth and invite the children to dine at a restaurant!

Props:

- aprons
- chef hats
- table cloths
- order pads
- pencils
- crayons
- cash register
- play money
- dishes and utensils
- cloth napkins
- trays
- vases of flowers
- menus (print them from this unit or use take-out menus from a local restaurant)



Print Rich Materials

Arrival Information

Time	Flight	From	Gate
1:00			
2:00			
3:00			
4:00			
5:00			
6:00			
7:00			
8:00			
9:00			

Departure Information

Time	Flight	To	Gate
1:30			
2:30			
3:30			
4:30			
5:30			
6:30			
7:30			
8:30			
9:30			

Ticket Counter

ticket

Flight 001

Baggage

Airline Ticket

Passenger Name _____

Destination _____

Seat # _____

passport

Open

All babies are welcome.

Baby Words

pajamas

booties

spoon

diaper

stroller

pacifier

socks

onesie

bib

Baby's Daily Report

Baby: _____

Babysitter: _____

This is what baby did today:

Baby drank a bottle.

Baby had a diaper change.

Baby went for a walk.

The Cookie Shop is OPEN

chocolate chip \$1 each

Sugar Cookies \$2 each

Gingerbread \$3 each

The Cookie Shop is CLOSED

Cookie Order Form

Name _____

☐ Chocolate Chip

☐ Sugar Cookies

☐ Gingerbread

Total Cost \$ _____

Museum Specialist

Paleontologist

Photographer

My Field Journal




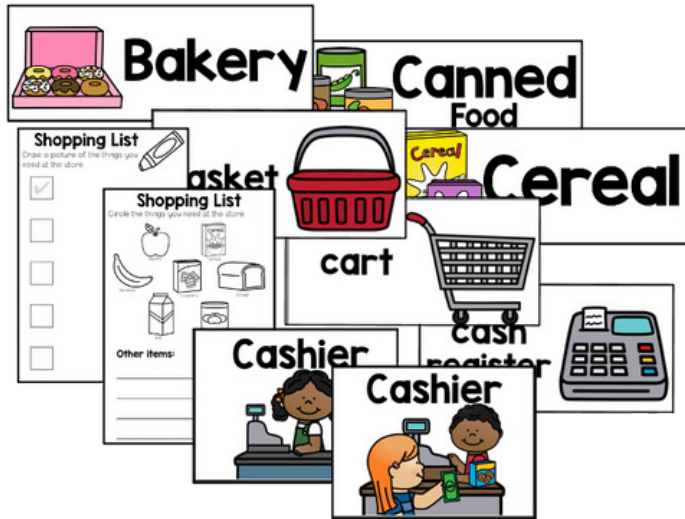
By Junior Paleontologist

Dr. _____

Supervisor's Job Chart

Paleontologist	Geologist
Worker	Photographer
Museum Specialist	Draftsman


Print Rich Materials



Social Stories with Betsy to Introduce Each Dramatic Play



Betsy is excited!
She has to fly on an airplane.
When Betsy arrives at the airport,



Or maybe Betsy would be



They use cookie cutters to make
These shapes are




Look! Betsy found a fossil!
Which animal do you think it is?



Betsy saw that some of the waiters were setting the table.
She watched them place the utensils and glasses next to the plates.

Airport



Baby Nursery



Cookie Shop




Grocery Store



Ice Cream Parlor



Restaurant





Over 400
5-star
reviews!

Testimonials

Love how easy it makes it to change out play centers. The Betsy books are really helpful to prep the children for the play and help bring their imaginations to life. - Margaret L.

Great resource for changing out our dramatic play area on a regular basis. The kids loving making new stores!

Everything you need to redesign your play space is included. Just print, laminate and let the kids have a great time. - Melissa G.

This was my first year teaching PreK and I had so much fun switching out my dramatic play center each month! Thank you for helping me get organized and create a print rich center that encouraged reading and writing along with having fun! - Amy N.

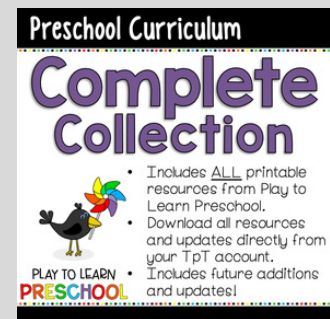

Have fun playing and learning with your students!



Meet Jamie

Jamie is the founder and C.E.O of Play to Learn Preschool. She has her bachelor's degree in Early Childhood Education and a master's degree in reading education. She has taught in both public and private schools and works tirelessly to create meaningful and delightful preschool experiences for both her virtual and in-person preschool students.

Additional Resources:



Play to Learn
Preschool